

4

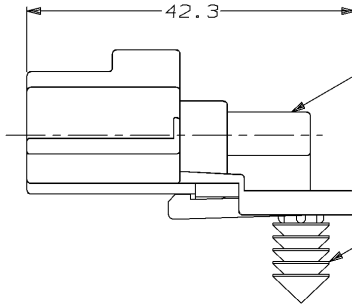
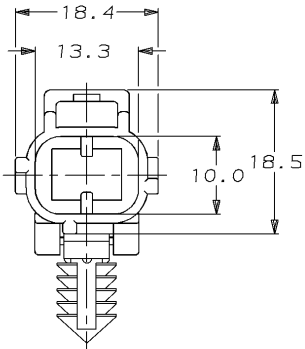
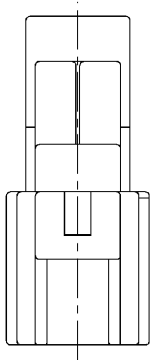
3

2

1

THIS DRAWING IS UNPUBLISHED. RELEASED FOR PUBLICATION  
 © COPYRIGHT 19 BY AMP INCORPORATED. ALL RIGHTS RESERVED.

LOC	QTY	REVISIONS			
P	LTR	DESCRIPTION	DATE	DWN	APVD
0		INITIAL RELEASE	02/14/96	KW	JK
A		REV PER ECN #OKSO-0014-96	09/23/96	KW	JK



2 POSN END CAP  
 MATL: PBT, 15% GLASS FILLED  
 FINISH: BLACK

RETAINER CLIP  
 MATL: NYLON  
 FINISH: NATURAL

RETAINER CLIP TO SNAP INTO A 6.50 DIA HOLE IN MATERIAL WITH A THICKNESS OF 0.56-5.10.

184181-1

PART NUMBER

THIS DRAWING IS A CONTROLLED DOCUMENT FOR AMP INCORPORATED. IT IS SUBJECT TO CHANGE AND THE CONTROLLING ENGINEERING ORGANIZATION SHOULD BE CONTACTED FOR THE LATEST REVISION.		DWN	02/14/96	AMP Incorporated Harrisburg, PA 17105-3608
DIMENSIONS:		CHK	03/08/96	
mm	TOLERANCES UNLESS OTHERWISE SPECIFIED:	APVD	03/08/96	
0 PLC	±-	NAME		END CAP HSG ASSY, SSC, 2 POSN F KEY
1 PLC	±0.3	PRODUCT SPEC		
2 PLC	±-	APPLICATION SPEC		SIZE
3 PLC	±-	MATERIAL		A3
4 PLC	±-	FINISH		CAGE CODE
MATERIAL		WEIGHT		00779
FINISH		CUSTOMER DRAWING		DRAWING NO
				©-184181
				SCALE
				2:1
				SHEET
				1 OF 1
				REV
				A

AMP1470-19 REV 10/93

23 SEP 1996 09:52:44 AMP33084:US128A>DEPT1135-U, SENSOR>U, 2POSN>U, ENDCAP>U, REV