

4

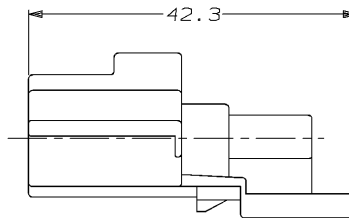
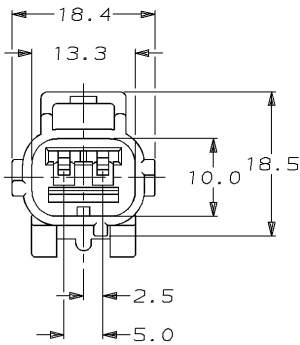
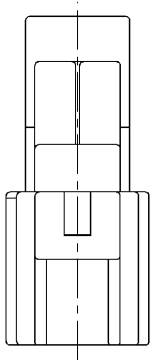
3

2

1

THIS DRAWING IS UNPUBLISHED. RELEASED FOR PUBLICATION
 © COPYRIGHT 19 BY AMP INCORPORATED. ALL RIGHTS RESERVED.

LOC		DIST		REVISIONS			
P	LTR	DESCRIPTION	DATE	DWN	APVD		
0		INITIAL RELEASE	02/14/96	KW	JK		
A		REV PER ECN #OKSO-0014-96	09/20/96	KW	JK		



184171-1
 PART NUMBER

<small>THIS DRAWING IS A CONTROLLED DOCUMENT FOR AMP INCORPORATED. IT IS SUBJECT TO CHANGE AND THE CONTROLLING ENGINEERING ORGANIZATION SHOULD BE CONTACTED FOR THE LATEST REVISION.</small>		DWN K. WISE 02/14/96	AMP AMP Incorporated Harrisburg, PA 17105-3608	
<small>TOLERANCES UNLESS OTHERWISE SPECIFIED:</small>		CHK J. KUNKLE 03/08/96		
<small>DIMENSIONS:</small> mm		APVD J. KUNKLE 03/08/96	CAP HSG, SSC, 2 POSN J KEY	
		PRODUCT SPEC -	SIZE A3	CAGE CODE 00779
<small>MATERIAL:</small> PBT, 15% GLASS FILLED		APPLICATION SPEC -	DRAWING NO ©-184171	SCALE 2:1
<small>FINISH:</small> BLACK		WEIGHT -	SHEET 1	OF 1
		CUSTOMER DRAWING	REV A	

AMP1470-19 REV 10/93

20 SEP 1996 15:44:47 AMP33084:US128A>DEPT1135-U, SENSOR>U, 2POSN>U, ENDCAP>U, REV