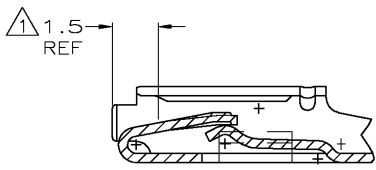
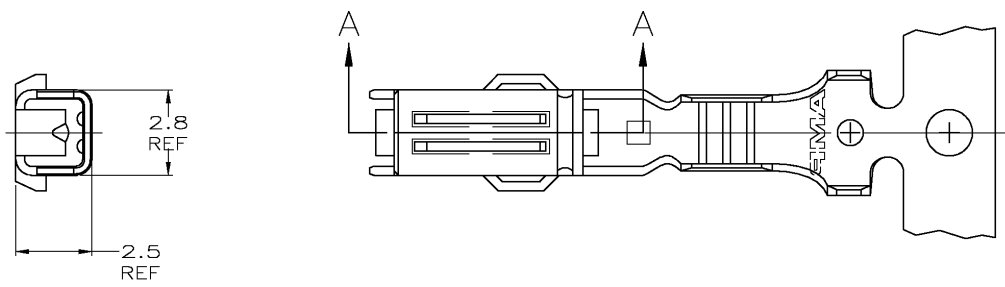


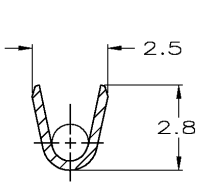
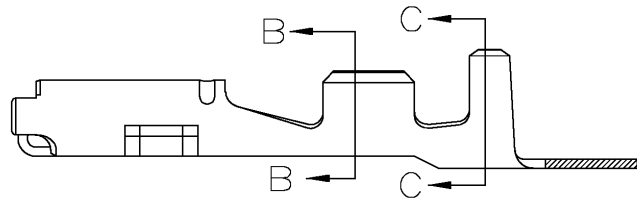
THIS DRAWING IS UNPUBLISHED. RELEASED FOR PUBLICATION
 © COPYRIGHT BY TYCO ELECTRONICS CORPORATION. ALL RIGHTS RESERVED.

LOC	DIST	REVISIONS			
GE	00	REV	DESCRIPTION	DATE	DWN
		A1	REDRAWN - EC OK40-0364-03	07MAY03	JRB/KLC

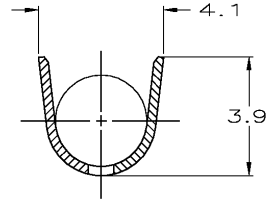
▲ NYE FLUOROETHER GREASE



SECTION A-A
SCALE 8:1



SECTION B-B



SECTION C-C

TIN	1.2 - 2.1 ϕ	AVS 0.3 - 1.0mm ² (#22 - #18 AWG)	184373-2
SELECT GOLD	1.2 - 2.1 ϕ	AVS 0.3 - 1.0mm ² (#22 - #18 AWG)	184373-1
FINISH	INSULATION DIAMETER	WIRE RANGE	PART NUMBER

THIS DRAWING IS A CONTROLLED DOCUMENT.		DWN P. COLLINS 8-14-00	Tyco Electronics Corporation Harrisburg, PA 17105-3608	
DIMENSIONS: MM		CHK M. HUDDLESTON 8-14-00	Tyco Electronics	
TOLERANCES UNLESS OTHERWISE SPECIFIED:		APVD M. HUDDLESTON 8-14-00	NAME	
0 PLC ± -		PRODUCT SPEC		
1 PLC ± 0.3		APPLICATION SPEC		
2 PLC ± -		SIZE		
3 PLC ± -		CAGE CODE		
4 PLC ± -		DRAWING NO		
ANGLES ± 2°		RESTRICTED TO		
MATERIAL PH BRZ (0.3 THK)	FINISH -	A3 00779 C=184373		SCALE 8:1
CUSTOMER DRAWING		SHEET 1 OF 1		REV A1

AMP 1470-19 REV 31MAR2000

H:\ACADmod\ECNs\