

4

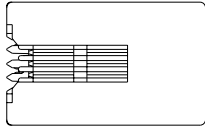
3

2

1

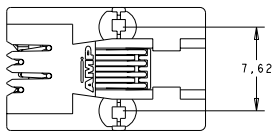
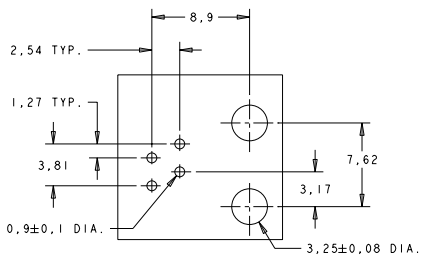
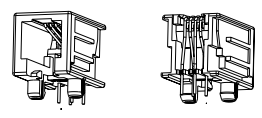
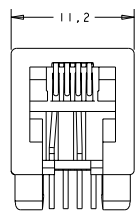
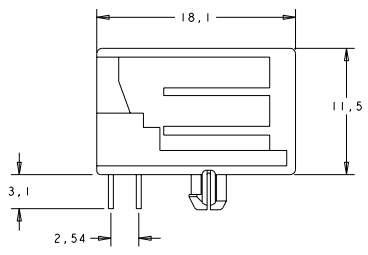
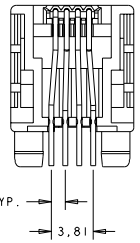
THIS DRAWING IS UNPUBLISHED. RELEASED FOR PUBLICATION. ALL RIGHTS RESERVED.
 © Copyright copyright_ete

REVISONS		DATE	BY	APPROV
U	ECR-05-012760	1-OCT-85	-	JB
V	ECR-10-020218	28DEC2010	PS	RRP
-	-	-	-	-
-	-	-	-	-



NOTES:

- 1 TOLERANCE UNLESS OTHERWISE SPECIFIED: 0,15.
- ⚠ BULK PACKAGING: TRUE POSITIONING OF THE SOLDER TINES IS NOT GUARANTEED.
- ⚠ SUPERSEDED BY 1-215876-3



OVERALL: Ni 1,27µm MIN. ALL OVER THE CONTACTS		HOUSING, COLOR BLACK; PBT 20X GF, UL 94V-0		290 PCS IN A TRAY	1-215875-3
SOLDER ZONE: Sn 2-5µm MIN. ON THE SOLDER ZONE OF THE CONTACT		CONTACT INSERT: PBT, UL 94V-0		50 PCS IN A TUBE (SEE SHEET 2)	3-215875-3
MATING ZONE: PLATING CONFIRMS TO PRODUCT REQUIREMENTS AS PER SPECIFICATION 108-19064		CONTACTS: PH, BRONZE		BULK PACKAGED IN A BOX	2-215875-1
FINISH		MATERIAL		±26 PIECES IN MULTI-TUBE	⚠ 1-215875-1
PACKAGING		PARTNUMBER		TAPE MOUNTED 1000pcs./reel	215875-1
THIS DRAWING IS A CONTROLLED DOCUMENT. DWG: 215875-3		DESIGNED BY: E.J.J.H.			
DIMENSIONS: mm		APPROVED BY: S. ESSEN			
TOLERANCES UNLESS OTHERWISE SPECIFIED:		NAME: B. SMETS		MODULAR JACK SIDE ENTRY 4/4 FOR PRINTED CIRCUIT BOARD	
0 PLC ±°		PRODUCT SPEC: 108-19064			
1 PLC ±°		APPLICATION SPEC: 114-19019		SIZE: A2	
2 PLC ±°		WEIGHT: -		CAGE CODE: 215875	
3 PLC ±°		MATERIAL: -		DRAWING NO: 215875	
4 PLC ±°		CUSTOMER DRAWING		RESTRICTED TO: -	
ANGLES ±°		SCALE: 4:1		SHEET 1 OF 2	
FINISH		REV: V			

4

3

2

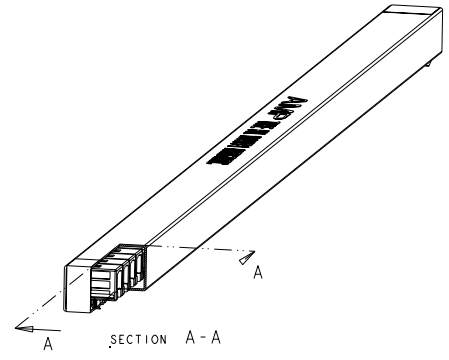
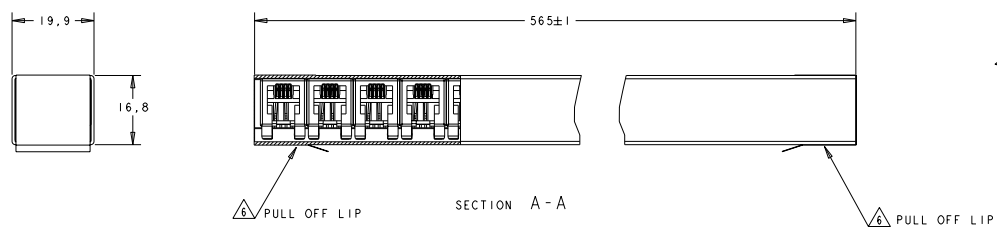
1

THIS DRAWING IS UNPUBLISHED. RELEASED FOR PUBLICATION
 © COPYRIGHT copyright_sate ALL RIGHTS RESERVED.

LOC	DISP	REVISIONS					
		P	LYR	DESCRIPTION	DATE	DRW	APVD
IR	-	-	-	SEE SHEET 1	-	-	-
		-	-		-	-	-
		-	-		-	-	-
		-	-		-	-	-

NOTES:

- 5 TUBE IS TRANSPARENT PVC.
- 6 TUBE IS CLOSED AT BOTH ENDS BY A TAPE.



THIS DRAWING IS A CONTROLLED DOCUMENT.		DRW	E. V. EIJN			MODULAR JACK SIDE ENTRY 4/4 FOR PRINTED CIRCUIT BOARD					
DIMENSIONS: mm		CHK	M. V. ESSEN								
TOLERANCES UNLESS OTHERWISE SPECIFIED:		APP'D			TE Connectivity	RESTRICTED TO					
0 PLC ±0.1 1 PLC ±0.1 2 PLC ±0.1 3 PLC ±0.1 4 PLC ±0.1 ANGLES ±0.1		NAME 8 SHEETS PRODUCT SPEC 108-19064 APPLICATION SPEC 114-19019		SIZE A2			CAGE CODE 00779	DRAWING NO 215875			
MATERIAL		CUSTOMER DRAWING		SCALE	4:1	SHEET	2	OF	2	REV	V