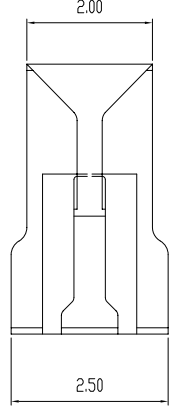
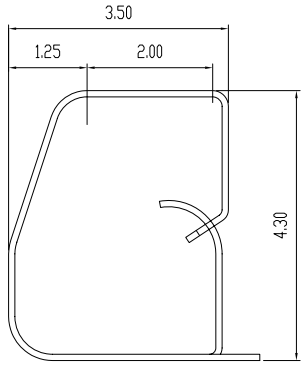
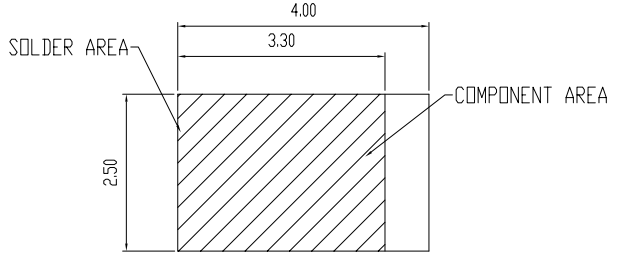
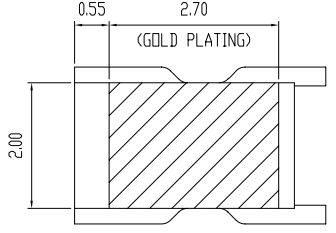
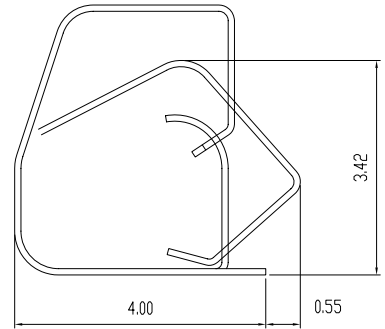


THIS DRAWING IS UNPUBLISHED. RELEASED FOR PUBLICATION
 © COPYRIGHT 2011 BY TYCO ELECTRONICS CORPORATION. ALL RIGHTS RESERVED.

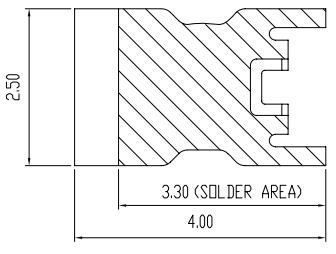
LOC		DIST		REVISIONS			
P	LTR	DESCRIPTION		DATE	DWN	APVD	
A		REVISED (ECR-11-023837)		29NOV11	JL	WK	



RECOMMEND PCB LAYOUT



AFTER PRESSURE



RECOMMENDED FOOT PRINT
REFERENCE ONLY

- NOTE:
 1. MATERIAL: TI-CU, T=0.10±0.01
 2. FINISH:
 CONTACT: 2u" MIN GOLD PLATING ON THE CONTACT
 100u" MIN TIN PLATING ON THE SOLDER AREA
 40u" MIN NICKEL UNDER PLATING OVERALL

1775073-1
PART NUMBER

THIS DRAWING IS A CONTROLLED DOCUMENT.		DWN Q. LU	07DEC2004	TE Connectivity	
DIMENSIONS: mm		CHK S. HOU	07DEC2004		
TOLERANCES UNLESS OTHERWISE SPECIFIED:		APVD W.J. KE	07DEC2004	NAME SHIELD FINGER 434025N7	
0 PLC ± - 1 PLC ± 0.3 2 PLC ± 0.2 3 PLC ± 0.15 4 PLC ± - ANGLES ± 3°		PRODUCT SPEC 108-57531 QUALIFICATION TEST REPORT 501-57609		SIZE A3	CAGE CODE 00779
MATERIAL SEE NOTE	FINISH SEE NOTE	WEIGHT 0.027 GRAMS		DRAWING NO C-1775073	RESTRICTED TO
CUSTOMER DRAWING				SCALE	SHEET 1 of 2

