

4

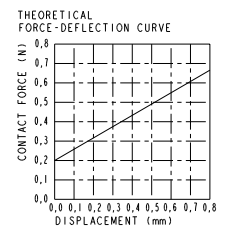
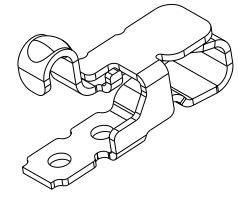
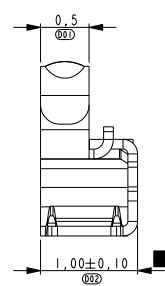
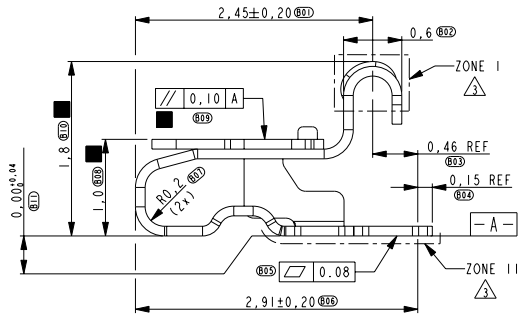
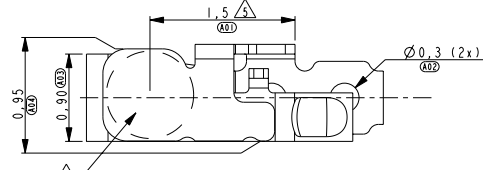
3

2

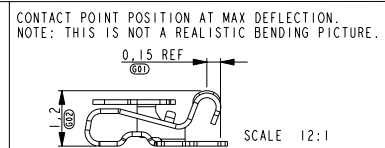
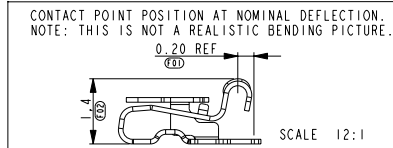
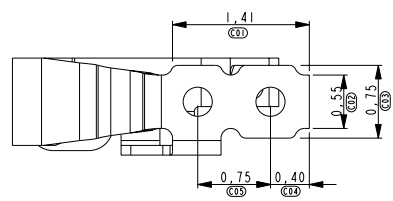
1

THIS DRAWING IS UNPUBLISHED. RELEASED FOR PUBLICATION  
 COPYRIGHT BY TYCO ELECTRONICS CORPORATION. ALL RIGHTS RESERVED.

LOC	DIST	REVISIONS				
P	LTR	DESCRIPTION	DATE	DWN	APVD	
B		ECR-11-004258	25FEB2011	JvH	DH	

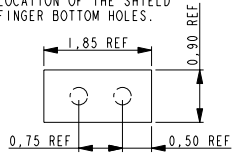


- NOTES:
- 1 PART NUMBER: 1551281-4 AS SHOWN.
  - 2 MATERIAL: TiCu.
  - 3 PLATING: 1.3µm MIN. NICKEL UNDERLAYER ALL OVER  
 ZONE I: 0.50µm MIN. GOLD  
 ZONE II: GOLD FLASH
  - 4 FORCE AT MIN DEFLECTION (AT 1,6mm) 0.20N MIN.  
 FORCE AT MAX DEFLECTION (AT 1,2mm) 0.80N MAX.
  - 5 INDICATED SURFACE TO BE USED AS PICK AND PLACE SURFACE.  
 THE DASHED LINE INDICATES A Ø0,90mm VACUUM PICKER.
  - 6 CRITICAL DIMENSION WHICH EFFECTS FORM FIT & FUNCTION

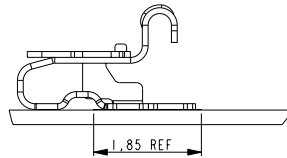


RECOMMENDED PWB LAY-OUT.

DASHED CIRCLES ARE THE LOCATION OF THE SHIELD FINGER BOTTOM HOLES.



REFERENCE VIEW FOR COMPONENT PLACEMENT



<small>THIS DRAWING IS A CONTROLLED DOCUMENT FOR TYCO ELECTRONICS CORPORATION          IT IS SUBJECT TO CHANGE AND THE CONTROLLING ENGINEERING ORGANIZATION          SHOULD BE CONTACTED FOR THE LATEST REVISION.</small>		DWN 15-JUL-09 W. Jansen CHK 15-JUL-09 W. Jansen APVD 15-JUL-09 D. Halberstadt	Tyco Electronics Tyco Electronics Nederland BV 's-Hertogenbosch, The Netherlands
DIMENSIONS: mm	TOLERANCES UNLESS OTHERWISE SPECIFIED: 0 PLC ±0.20 1 PLC ±0.10 2 PLC ±0.10 3 PLC ±0.05 4 PLC ± ANGLES ±	NAME SPRING FINGER 1,8 mm LEFT	RESTRICTED TO
MATERIAL - FINISH -	WEIGHT 0.0055g CUSTOMER DRAWING	SIZE A3 CAGE CODE 00779 DRAWING NO. C-1551281	SCALE 20:1 SHEET 1 OF 2 REV B

4

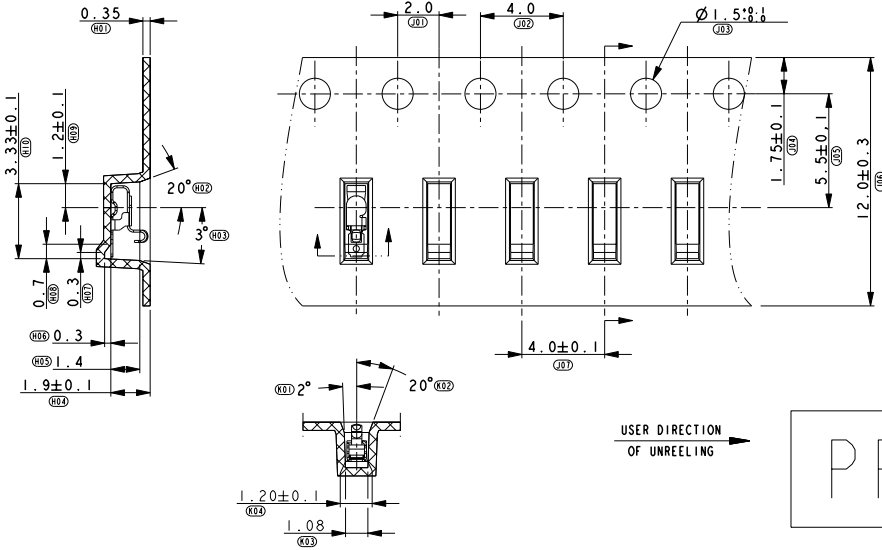
3

2

1

THIS DRAWING IS UNPUBLISHED. RELEASED FOR PUBLICATION  
 © COPYRIGHT - BY TYCO ELECTRONICS CORPORATION. ALL RIGHTS RESERVED.

LOC	DIST	REVISIONS			
P	LTR	DESCRIPTION	DATE	DWN	APVD
-	-	SEE SHEET 1	-	-	-



PROPOSAL

<small>THIS DRAWING IS A CONTROLLED DOCUMENT FOR TYCO ELECTRONICS CORPORATION          IT IS SUBJECT TO CHANGE AND THE CONTROLLING ENGINEERING ORGANIZATION          SHOULD BE CONTACTED FOR THE LATEST REVISION.</small>		DWN 15-JUL-09 W. Jansen CHK 15-JUL-09 W. Jansen APVD 15-JUL-09 D. Halberstadt	Tyco Electronics Nederland BV 's-Hertogenbosch, The Netherlands
DIMENSIONS: mm	TOLERANCES UNLESS OTHERWISE SPECIFIED: 0 PLC ±0.20 1 PLC ±0.10 2 PLC ±0.10 3 PLC ±0.05 4 PLC ± ANGLES ±	NAME SPRING FINGER 1,8 mm LEFT	PRODUCT SPEC APPLICATION SPEC SIZE CAGE CODE DRAWING NO WEIGHT 0.0055g A3 00779 C-1551281 RESTRICTED TO
MATERIAL	FINISH	CUSTOMER DRAWING	SCALE: 20:1 SHEET 2 OF 2 REV B