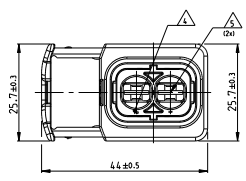
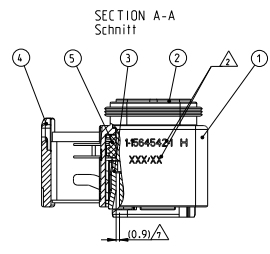
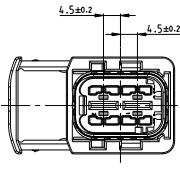


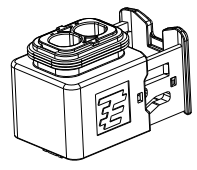
DELIVERY CONDITION:  
Lieferzustand:  
SECONDARY LOCKING AND SLIDE  
IN PRE-LOCKED POSITION  
2. Kontaktsicherung und Schieber  
in Vorraststellung



1-1564542-1 AS SHOWN  
1-1564542-1 wie gezeigt

REV. NO.	DATE	DESCRIPTION	BY	CHK
A1	-	NEW DRAWING CREATED	SP180808	GB
G	-	DETAILS SEE PCN E-11-004256	SP180808	GB
-	-	-	-	-
-	-	-	-	-

- NOTES  
Bemerkungen
- △ TE LOGO  
TE Logo
  - △ ASSY PN, PRODUCTION DATE (CALENDAR DAY/YEAR):  
ASSEMBLY PN, Produktionsdatum (Kalendertag/Jahr):  
Laser marking
  - 3 BULK PACKAGING IN CORRUGATED BOX  
Schüttgut in Versandkarton
  - △ CAVITY NUMBERING  
Hohlräume-Bezeichnung
  - △ CAVITIES MATED WITH AMP MCP 6.3/4.0K  
SEE PRODUCT GROUP DRAWING  
TE NO. 1243438  
MAX. WIRE SIZE: 6.0mm<sup>2</sup> FLR  
Kontakthohlräume passend fuer AMP MCP 6.3/4.0K  
siehe Produktgruppenzeichnung  
TE Nr. 1243438  
Max. Drahtquerschnitt: 6.0mm<sup>2</sup> FLR
  - △ SUITABLE COVERS PN: 870057, 870364  
Passend zur Buchsengehäusevariante 15-18740-1
  - △ SLIDING DISTANCE OF SECONDARY LOCKING  
Verschiebeweg der 2. Kontaktsicherung
  - 8 FITS TO TYED INTERFACE DRAWING 15-18740-1  
Passend zur Buchsengehäusevariante 15-18740-1
  - 9 SUITABLE COUNTERPART TE-NO. 1564544, 1564546  
passender Gegenstück TE-Nr. 1564544, 1564546
  - 10 MALFUNCTION CAUSED BY LACK OF IS NOT  
COVERED BY TYED ELECTRONICS WARRANTY.  
Funktionsstörungen durch Lagerung ohne Schutz im  
Einbau und Gewerbetreibende sind nicht im  
Leistungsgewährleistungsumfang von Tyed Electronics.



ITEM NO.	DESCRIPTION	QUANTITY	UNIT
1	REAR COVER	1	PCB
2	SLIDE	1	PCB
3	CONTACT	1	PCB
4	CONTACT	1	PCB
5	CONTACT	1	PCB
6	CONTACT	1	PCB
7	CONTACT	1	PCB
8	CONTACT	1	PCB
9	CONTACT	1	PCB
10	CONTACT	1	PCB
11	CONTACT	1	PCB
12	CONTACT	1	PCB
13	CONTACT	1	PCB
14	CONTACT	1	PCB
15	CONTACT	1	PCB
16	CONTACT	1	PCB
17	CONTACT	1	PCB
18	CONTACT	1	PCB
19	CONTACT	1	PCB
20	CONTACT	1	PCB
21	CONTACT	1	PCB
22	CONTACT	1	PCB
23	CONTACT	1	PCB
24	CONTACT	1	PCB
25	CONTACT	1	PCB
26	CONTACT	1	PCB
27	CONTACT	1	PCB
28	CONTACT	1	PCB
29	CONTACT	1	PCB
30	CONTACT	1	PCB
31	CONTACT	1	PCB
32	CONTACT	1	PCB
33	CONTACT	1	PCB
34	CONTACT	1	PCB
35	CONTACT	1	PCB
36	CONTACT	1	PCB
37	CONTACT	1	PCB
38	CONTACT	1	PCB
39	CONTACT	1	PCB
40	CONTACT	1	PCB
41	CONTACT	1	PCB
42	CONTACT	1	PCB
43	CONTACT	1	PCB
44	CONTACT	1	PCB
45	CONTACT	1	PCB
46	CONTACT	1	PCB
47	CONTACT	1	PCB
48	CONTACT	1	PCB
49	CONTACT	1	PCB
50	CONTACT	1	PCB

TE ORDER NO.	REV.	NO. OF POS.	CODING	QUANTITY	ITEM NO.	DESCRIPTION	UNIT
1-1564542-1	2	D	1	1	1	REAR COVER	PCB
1-1564542-1	2	C	1	1	2	SLIDE	PCB
1-1564542-1	2	B	1	1	3	CONTACT	PCB
1-1564542-1	2	A	1	1	4	CONTACT	PCB