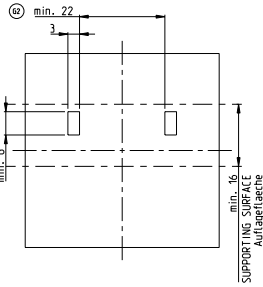
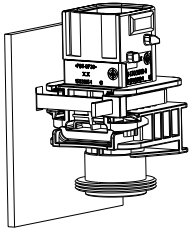
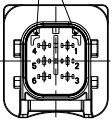


PREFERRED MOUNTING SITUATION FOR CABLE TIE
Bevorzugte Montagestellung fuer Kabelbinder

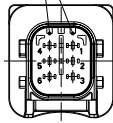


CODING "A"
Kodierung



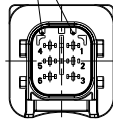
PN: 1-1703773-1

CODING "B"
Kodierung



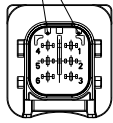
PN: 2-1703773-1

CODING "C"
Kodierung



PN: 3-1703773-1

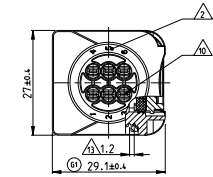
CODING "D"
Kodierung



PN: 4-1703773-1

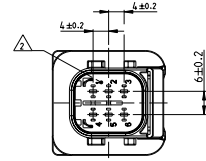
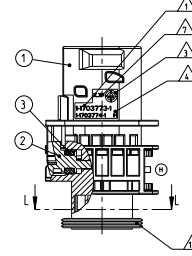
1-1703773-1 AS SHOWN
1-1703773-1 wie gezeigt

SECTION K-K
Schnitt

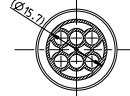


DELIVERY CONDITION:
SECONDARY LOCKING DEVICE
IN PRE-LOCKED POSITION
Lieferzustand:
2. Kontaktsicherung in Vorraststellung

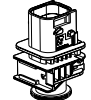
SECTION A-A
Schnitt



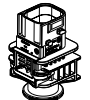
SECTION L-L
Schnitt



NO	DESCRIPTION	UNIT	QTY
1	PLATE, 1.6mm THICK, 1.6mm x 6.0mm x 0.6mm (SWS)	mm	1
2	PLATE, 1.6mm THICK, 1.6mm x 6.0mm x 0.6mm (SWS)	mm	1
3	PLATE, 1.6mm THICK, 1.6mm x 6.0mm x 0.6mm (SWS)	mm	1
4	PLATE, 1.6mm THICK, 1.6mm x 6.0mm x 0.6mm (SWS)	mm	1
5	PLATE, 1.6mm THICK, 1.6mm x 6.0mm x 0.6mm (SWS)	mm	1
6	PLATE, 1.6mm THICK, 1.6mm x 6.0mm x 0.6mm (SWS)	mm	1



SCALE 1:1
Maßstab



SCALE 1:1
Maßstab

REV	DATE	BY	CHK	APP
01	15/06/2007	SJ	JG	
02	15/06/2007	SJ	JG	
03	15/06/2007	SJ	JG	
04	15/06/2007	SJ	JG	

WAS EGATN07182-0100
WAP

- NOTES
Bemerkungen
- △ TE ASSY-NO.
 - △ TE Bestell-Nr.
 - △ CAVITY NUMBERING
Kammerbezeichnung
 - △ PRODUCTION DATE
Produktionsdatum
 - △ LETTER-INSERT FOR THE REVISION STATUS OF THE MOULD
Schriftart fuer Änderungsstatus des Werkzeugs
 - △ MATERIAL MARKING ACCORDING TO VDA 240
Werkstoffkennzeichnung nach VDA 240
 - △ BULK PACKAGING IN CORRUGATED BOX
Schüttgut in Versandkarton
 - △ MOULD CAVITY MARKING
Werkzeugschraube
 - △ TE LOGO
TE Logo
 - △ SUITABLE COUNTERPART SEE DRAWING: 1418469
passendes Gegenstück siehe Zeichnung 1418469
 - △ CAVITIES MATED WITH TAB 1.6 x 0.6 MM (SWS)
SEE PRODUCT GROUP DRAWING
TE NO. 1550905
MAX. WIRE SIZE: 1.0mm² FLR
Kontakthammer passend fuer Flachstecker 1.6 x 0.6 mm (SWS)
siehe Produktgruppenzeichnung
TE No. 1550905
Max. Drahtgrößenbereich: 1.0mm² FLR
 - △ INTERFACE ACC. DRAWING: 116-18739-1
Körperanschlüsse nach Zeichnung 116-18739-1
 - △ MATED WITH COVER SEE PRODUCT GROUP DRAWING: 1563709
Passend zu Kabellage siehe Produktgruppenzeichnung 1563709
 - △ SLIDING DISTANCE OF SECONDARY LOCKING
Verschiebeweg der zweiten Kontaktsicherung
 - △ INTERFACE FOR FIXING PART
RAYMOND ORDER NO.: 017530, 018162
Schnittstelle fuer Befestigungsteil
Raymond Bestell-Nr.: 017530, 018162
 - △ MALFUNCTION CAUSED BY LAQUER IS NOT COVERED BY TE WARRANTY
Funktionsbeeinträchtigung durch Lackieren, liegt nicht im Einfluss und Gewährleistungsbereich von TE

REV	DATE	BY	CHK	APP
01	15/06/2007	SJ	JG	
02	15/06/2007	SJ	JG	
03	15/06/2007	SJ	JG	
04	15/06/2007	SJ	JG	

REV	DATE	BY	CHK	APP
01	15/06/2007	SJ	JG	
02	15/06/2007	SJ	JG	
03	15/06/2007	SJ	JG	
04	15/06/2007	SJ	JG	

REV	DATE	BY	CHK	APP
01	15/06/2007	SJ	JG	
02	15/06/2007	SJ	JG	
03	15/06/2007	SJ	JG	
04	15/06/2007	SJ	JG	