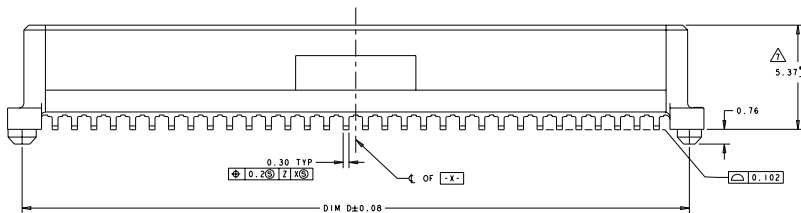
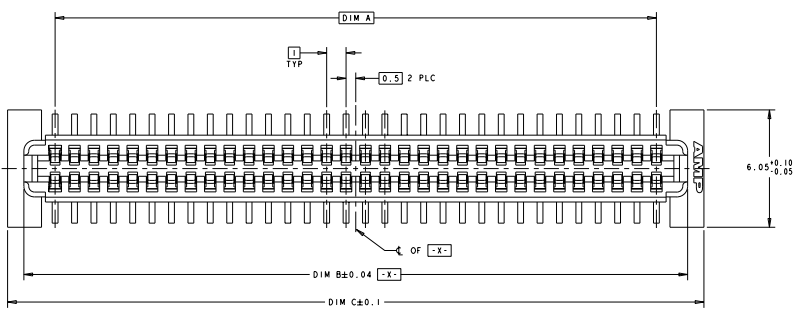
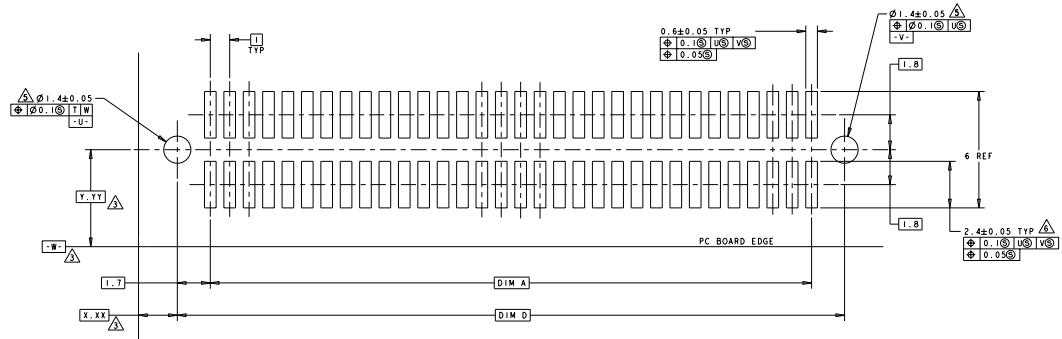
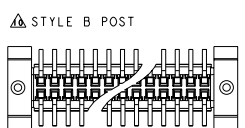
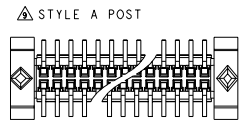
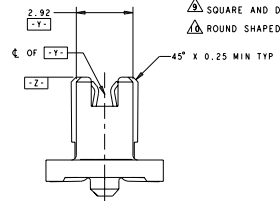


REV	DATE	DESCRIPTION	BY	CHK	APP
J2		REVISED PER ECO-11-004835			



- HOUSING MATERIAL: HIGH TEMPERATURE THERMOPLASTIC, COLOR: BLACK.  
CONTACT MATERIAL: PHOSPHOR BRONZE.
- CONTACT FINISH: NICKEL UNDERPLATE ALL OVER, MATING SURFACES PLATED TO MEET PL-1 PERFORMANCE REQUIREMENTS OF INDUSTRY SPECIFICATION EIA-700AAB, SOLDER TAILS PLATED TIN-LEAD.
- DATUM LOCATIONS AND BASIC DIMENSIONS TO BE ESTABLISHED BY THE CUSTOMER. CONSULT AMP ENGINEERING WHEN PLACING MULTIPLE CONNECTORS ON A PC BOARD.
- PACKAGED IN TAPE ON REEL PER EIA-481.
- 1.5 MIN DIAMETER HOLE SHOULD BE USED IF USING POST STYLE "A" AND PLACING ON PCB WITH VACUUM PLACEMENT EQUIPMENT.
- SHORTER SOLDER LANDS MAY BE USED PER EIA 700AAB, HOWEVER 2.4 LENGTH ASSURES OPTIMUM SOLDER FILLET REGARDLESS OF MANUFACTURER OF CONNECTOR.
- REFERRED TO AS DIM H = 5.30±0.1 IN EIA700AAB SPECIFICATION.
- CONTACT FINISH: 0.00381 MINIMUM MATTE TIN-LEAD (93-7) ON SOLDER AREA, 0.00127 MINIMUM GOLD ON MATING AREA, BOTH OVER 0.00127 MINIMUM NICKEL ON ENTIRE CONTACT.
- SQUARE AND DIAMOND SHAPED POSTS
- ROUND SHAPED POSTS



RECOMMENDED PC BOARD LAYOUT

POST STYLE	FINISH	DIM D	DIM C	DIM B	DIM A	STACK HGTS	POS	PART NO
△	△	44.4	45.9	44.22	41	8.9, 10	84	3-120521-2
△	△	34.4	35.9	34.22	31	8.9, 10	64	3-120521-1
△	△	44.4	45.9	44.22	41	8.9, 10	84	2-120521-2
△	△	34.4	35.9	34.22	31	8.9, 10	64	2-120521-1
△	△	44.4	45.9	44.22	41	8.9, 10	84	1-120521-2
△	△	34.4	35.9	34.22	31	8.9, 10	64	1-120521-1
△	△	44.4	45.9	44.22	41	8.9, 10	84	120521-2
△	△	34.4	35.9	34.22	31	8.9, 10	64	120521-1

THIS DRAWING IS A CONTROLLED DOCUMENT. REV. 2717797

REV. NO. 2717797

TE Connectivity

RECEPTACLE ASSY. (10mm FHH IEEE1386) CONNECTOR

STY A 00779-120521

CUSTOMER DRAWING