THIS DRAWING IS UNPUBLISHED. RELEASED FOR PUBLICATION 20
© COPYRIGHT 20 BY TYCO ELECTRONICS CORPORATION. ALL RIGHTS RESERVED.

LOC	DIST
AD	00

REVISIONS

P	LTR	DESCRIPTION	DATE	DRN	APVD
	C	REVISED PER EC 0512-0417-03	03FEB2004	RWS	RHW
	D	REV PER ECO-06-026075	06FEB2007	BC	DB
	E	REVISED PER ECO-08-008615	10JUL2008	DH	DB
	E1	REVISED PER ECO-09-018464	26AUG2009	AEG	DD

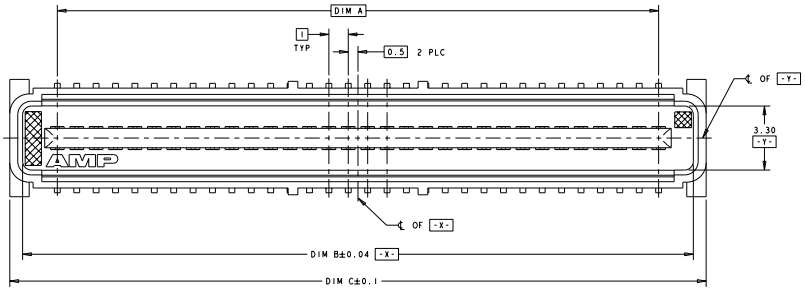

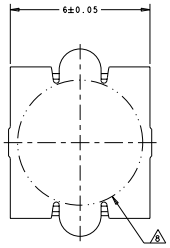

VACUUM COVER

1 HOUSING MATERIAL: LIQUID CRYSTAL POLYMER COLOR: BLACK.
CONTACT MATERIAL: PHOSPHOR BRONZE.

2 CONTACT FINISH: NICKEL UNDERPLATE ALL OVER, MATING SURFACES PLATED TO MEET PL1 PERFORMANCE REQUIREMENTS OF INDUSTRY SPECIFICATION EIA-700AAAB, SOLDER TAILS PLATED TIN-LEAD.

3 DATUM LOCATIONS AND BASIC DIMENSIONS TO BE ESTABLISHED BY THE CUSTOMER, CONSULT AMP ENGINEERING WHEN PLACING MULTIPLE CONNECTORS ON A PC BOARD.

4 PACKAGED IN TAPE ON REELS PER EIA-841.

5 1.4±0.05 DIAMETER HOLE WHEN PLACING BY HAND.

6 SHORTER SOLDER LANDS MAY BE USED PER EIA 700AAAB, HOWEVER 2.7 LENGTH ASSURES OPTIMUM SOLDER FILLET.

7 REFERRED TO AS DIM N IN EIA 700AAAB SPECIFICATION.

8 VACUUM COVER NOT SHOWN IN SOME VIEWS FOR CLARITY.

9 5.5 MIN DIAMETER TARGET AREA FOR VACUUM PIPCK-UP.

10 CONTACT FINISH: 0.00381 MINIMUM MATTE TIN-LEAD (93-7) ON SOLDER AREA, 0.00127 MINIMUM GOLD ON MATING AREA, BOTH OVER 0.00127 MINIMUM NICKEL ON ENTIRE CONTACT.

11 SQUARE AND DIAMOND SHAPED POSTS.

12 ROUND SHAPED POSTS.

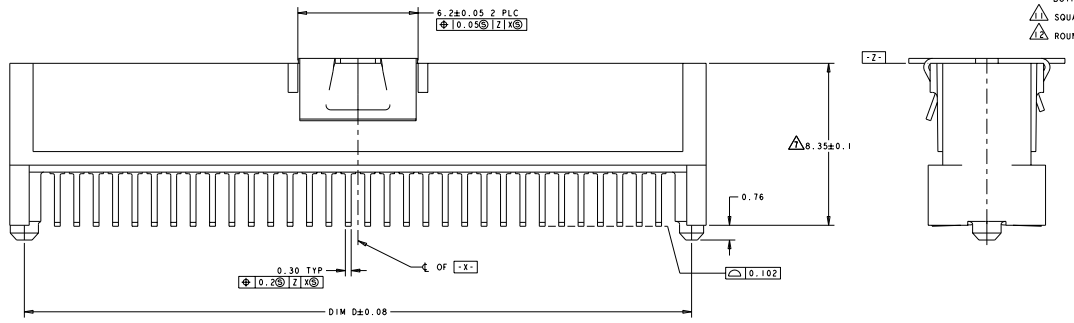

11 STYLE A POSTS

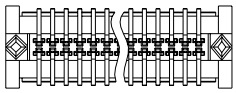

12 STYLE B POSTS

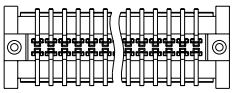

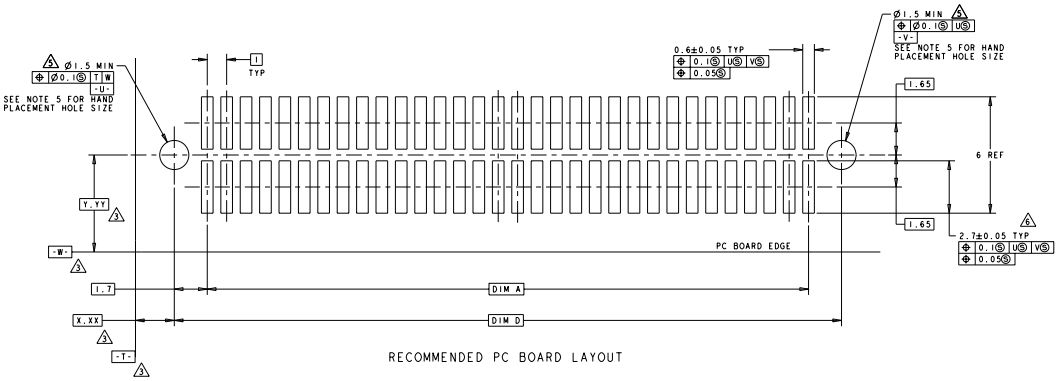

RECOMMENDED PC BOARD LAYOUT

POST STYLE	FINISH	DIM D	DIM C	DIM B	DIM A	STACK HEIGHTS	POS	AMP PART NUMBER
12	10	44.4	45.9	44.58	41	10,12,13,15	84	3-146888-2
12	10	34.4	35.9	34.58	31	10,12,13,15	64	3-146888-1
12	2	44.4	45.9	44.58	41	10,12,13,15	84	2-146888-2
12	2	34.4	35.9	34.58	31	10,12,13,15	64	2-146888-1
11	10	44.4	45.9	44.58	41	10,12,13,15	84	1-146888-2
11	10	34.4	35.9	34.58	31	10,12,13,15	64	1-146888-1
11	2	44.4	45.9	44.58	41	10,12,13,15	84	146888-2
11	2	34.4	35.9	34.58	31	10,12,13,15	64	146888-1

DR. SCHRUM 17SEP98	Tyco Electronics Corporation Harrisburg, PA 17105-3608		
CHAD BAKER 17SEP98			
APVD	NAME		
DIMENSIONS: MM	TOLERANCES UNLESS OTHERWISE SPECIFIED: 0 PLC ±- 1 PLC ±0. 2 PLC ±0.03 3 PLC ±0.005 ANGLES ±0° 30'	PRODUCT SPEC 502-1079	PLUG ASSEMBLY, W/VACUUM COVER, 1.0mm FHI(IEEE 1386) CONNECTOR
		APPLICATION SPEC 114-25045	SIZE A1 CAGE CODE 00779 DRAWING NO C-146888 RESTRICTED TO -
MATERIAL -	FINISH -	WEIGHT -	
1 SEE TABLE		CUSTOMER DRAWING	SCALE 1/2 SHEET 1 OF 1 REV E1

AMP 4805 REV 31MAR2000

PRELIMINARY DRAWING

Downloaded from Elcodis.com electronic components distributor