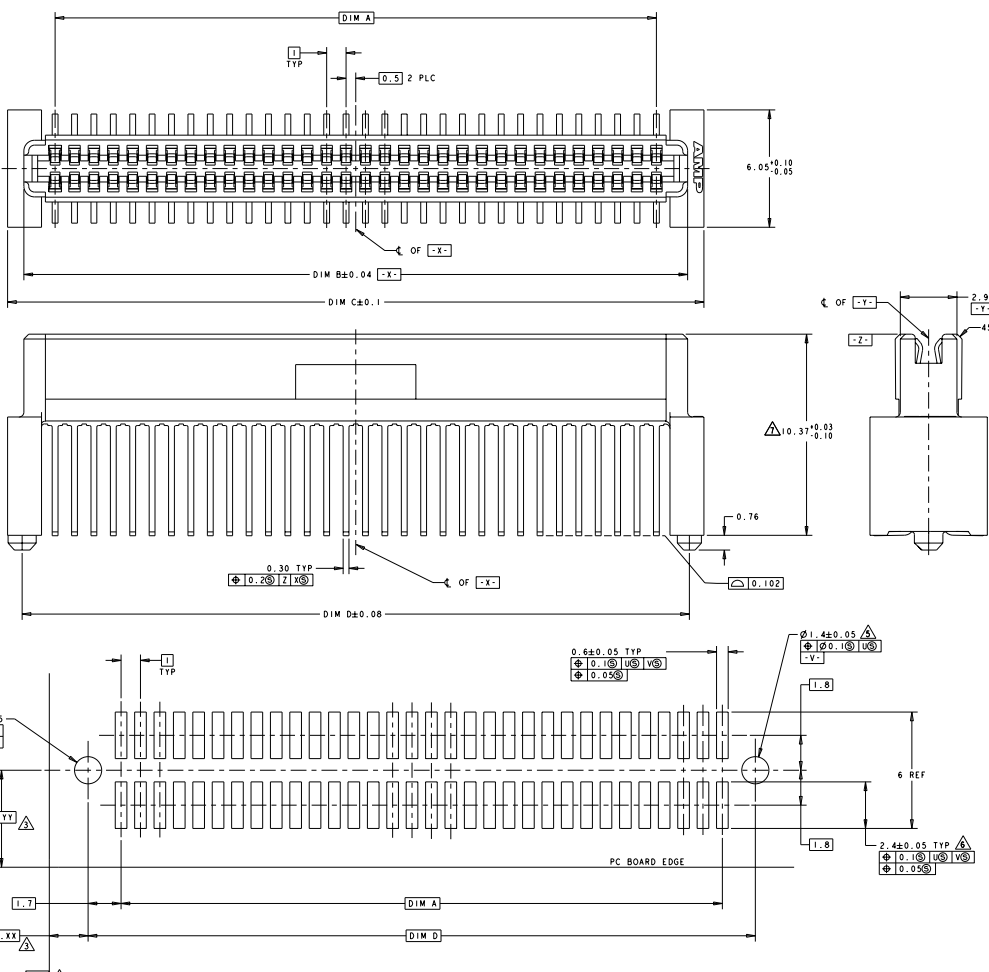
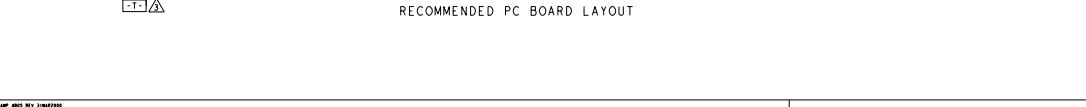
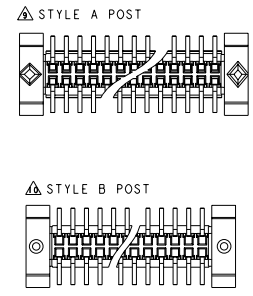


REVIS		REVISONS			
NO	DATE	BY	DESCRIPTION	DATE	CHK
G			REVISED PER EC 0512-0012-04		
H			REV PER EC 0512-0590-04		
J			REVISED PER ECO-09-000615		
J1			REV PER ECO-09-010463		



- 1. HOUSING MATERIAL: HIGH TEMPERATURE THERMOPLASTIC, COLOR: BLACK, CONTACT MATERIAL: PHOSPHOR BRONZE.
- CONTACT FINISH: NICKEL UNDERPLATE ALL OVER; MATING SURFACES PLATED TO MEET PL1 PERFORMANCE REQUIREMENTS OF INDUSTRY SPECIFICATION EIA-700AAA, SOLDER TAILS PLATED TIN-LEAD.
- DATUM LOCATIONS AND BASIC DIMENSIONS TO BE ESTABLISHED BY THE CUSTOMER. CONSULT AMP ENGINEERING WHEN PLACING MULTIPLE CONNECTORS ON A PC BOARD.
- 4. PACKAGED IN TAPE ON REELS PER EIA-481.
- 1.5 MIN DIAMETER HOLE SHOULD BE USED IF USING POST STYLE "A" AND PLACING ON PCB WITH VACUUM PLACEMENT EQUIPMENT.
- SHORTER SOLDER LANDS MAY BE USED PER EIA 700AAA, HOWEVER 2.4 LENGTH ASSURES OPTIMUM SOLDER FILLET REGARDLESS OF MANUFACTURER OF CONNECTOR.
- REFERRED TO AS DIM H = 10.3 ± 0.1 IN EIA 700AAA SPECIFICATION.
- CONTACT FINISH: 0.00381 MINIMUM MATTE TIN-LEAD (93:7) ON SOLDER AREA, 0.00127 MINIMUM GOLD ON MATING AREA, BOTH OVER 0.00127 MINIMUM NICKEL ON ENTIRE CONTACT.
- SQUARE AND DIAMOND SHAPED POSTS
- ROUND SHAPED POSTS



POST STYLE	FINISH	DIM D	DIM C	DIM B	DIM A	STACK HGTS	POS	PART NO
△	△	44.4	45.9	44.22	41	14.15	84	3-120524-2
△	△	34.4	35.9	34.22	31	14.15	64	3-120524-1
△	△	44.4	45.9	44.22	41	14.15	84	2-120524-2
△	△	34.4	35.9	34.22	31	14.15	64	2-120524-1
△	△	44.4	45.9	44.22	41	14.15	84	1-120524-2
△	△	34.4	35.9	34.22	31	14.15	64	1-120524-1
△	△	44.4	45.9	44.22	41	14.15	84	120524-2
△	△	34.4	35.9	34.22	31	14.15	64	120524-1

AMP 000 REV 2/03/04  
 PLATE NUMBER  
 2717797  
 562-1819  
 114-25685  
 RCPT ASSY, (I, 0mm) (E11386) CONNECTOR  
 00779@120524  
 CUSTOMER DRAWING  
 DATE: 05/12/04  
 DRAWN BY: J. M. J.