THIS DRAWING IS UNPUBLISHED. RELEASED FOR PUBLICATION
© COPYRIGHT - By - ALL RIGHTS RESERVED.

LOC	DIST
AD	00

REVISIONS

P	LTR	DESCRIPTION	DATE	DWN	APVD
	T2	REVISED PER ECO-11-004587	11MAR11	RK	HMR

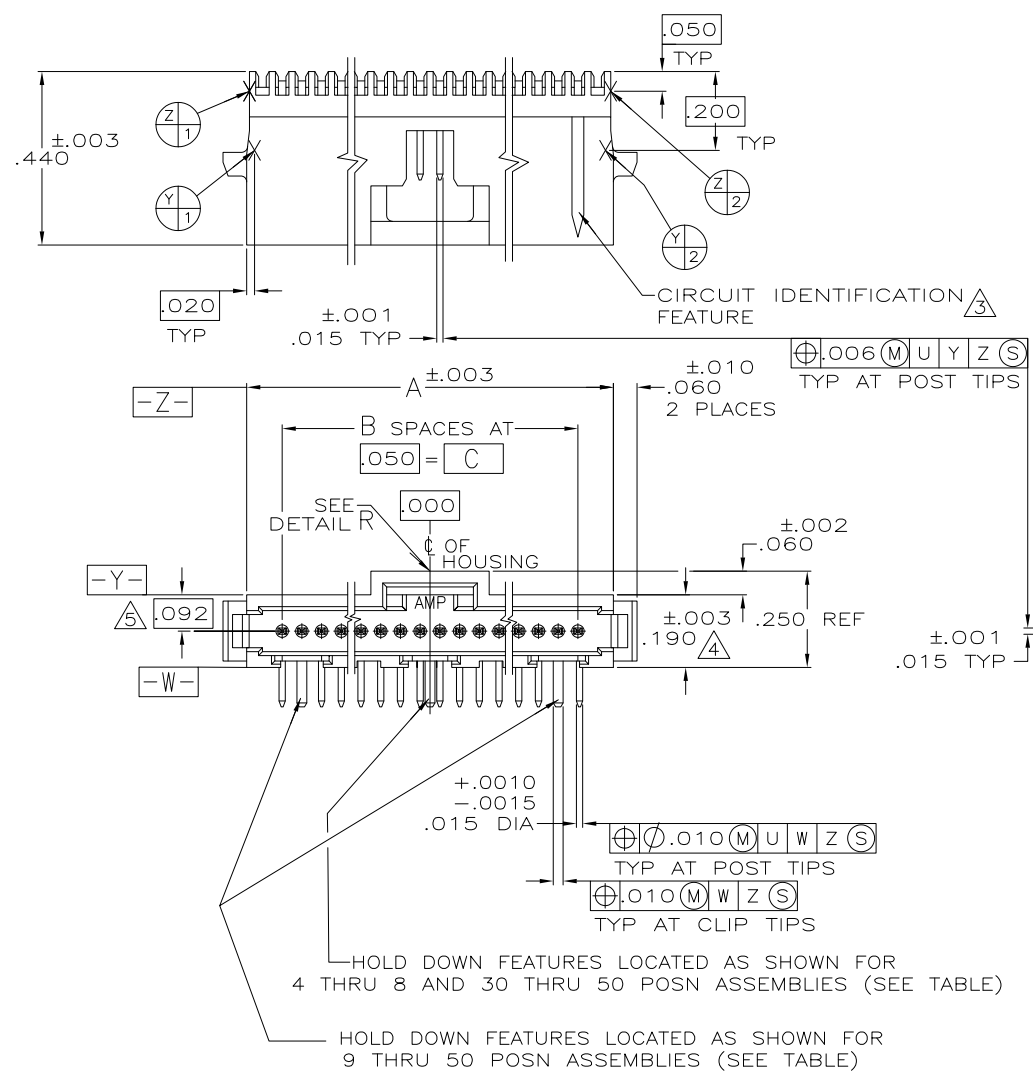

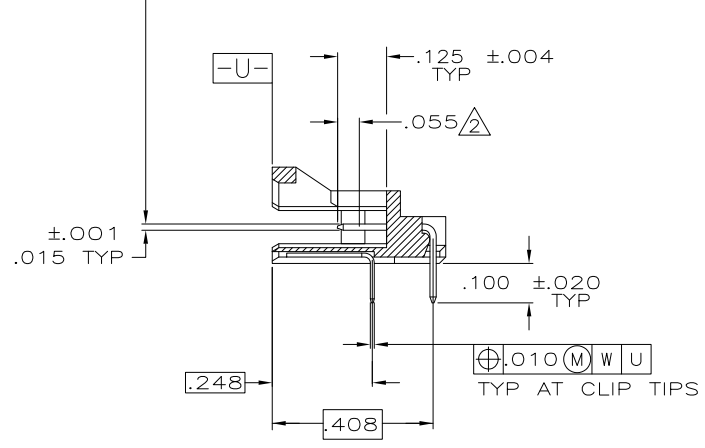

1. CONTACT AREAS PLATED WITH .000030 GOLD,SOLDER TAILS PLATED WITH .000150 TIN-LEAD,ALL OVER .000050 NICKEL
2. POINT OF MEASUREMENT FOR GOLD THICKNESS
3. CIRCUIT IDENTIFICATION FEATURE OMITTED ON 4,5,6 & 7 POSITION HEADER ASSEMBLIES
4. DIMENSION APPLIES AT BASE OF SHROUD
5. THE NOTED DIMENSIONS APPLY AT THE INTERSECTION OF THE POST AND HOUSING
6. CONTACT AREAS PLATED WITH .000030 GOLD, SOLDERTAILS PLATED WITH .000150 TIN, ALL OVER .000050 NICKEL.
7. MATERIAL: HOUSING- THERMOPLASTIC, COLOR-BLACK CONTACT- COPPER ALLOY
8. OBSOLETE PARTS: OBSOLETE CIS STREAMLINING PER D.RENAUD/D.SINISI

NOTE	F	E	D	C	B	A	NO OF POSN	PART NUMBER
6 8 OBSOLETE	.625	.050	1.250	1.350	27	1.530	28	7-104074-0
6	1.175	.050	2.350	2.450	49	2.630	50	6-104074-9
6	1.050	.050	2.100	2.200	44	2.380	45	6-104074-8
6	.925	.050	1.850	1.950	39	2.130	40	6-104074-7
6	.825	.050	1.650	1.750	35	1.930	36	6-104074-6
6 OBSOLETE	.600	.050	1.200	1.300	26	1.480	27	6-104074-5
6	-	.050	.950	1.050	21	1.230	22	6-104074-4
6 OBSOLETE	-	.050	.700	.800	16	.980	17	6-104074-3
6 OBSOLETE	-	.050	.500	.600	12	.780	13	6-104074-2
6	-	.050	.450	.550	11	.730	12	6-104074-1
6	-	.175	-	.350	7	.530	8	6-104074-0
6	-	.150	-	.300	6	.480	7	5-104074-9
6	-	.125	-	.250	5	.430	6	5-104074-8
6	-	.075	-	.150	3	.330	4	5-104074-7
6	.675	.050	1.350	1.450	29	1.630	30	5-104074-6
6	-	.050	1.100	1.200	24	1.380	25	5-104074-5
6	-	.050	.850	.950	19	1.130	20	5-104074-4
6	-	.050	.600	.700	14	.880	15	5-104074-3
6	-	.100	-	.200	4	.380	5	5-104074-2
6	-	.050	.350	.450	9	.630	10	5-104074-1
8 OBSOLETE	.625	.050	1.250	1.350	27	1.530	28	2-104074-0
	1.175	.050	2.350	2.450	49	2.630	50	1-104074-9
	1.050	.050	2.100	2.200	44	2.380	45	1-104074-8
	.925	.050	1.850	1.950	39	2.130	40	1-104074-7
8 SUPERSEDED BY 6-104074-6	.825	.050	1.650	1.750	35	1.930	36	1-104074-6
OBSOLETE	.600	.050	1.200	1.300	26	1.480	27	1-104074-5
	-	.050	.950	1.050	21	1.230	22	1-104074-4
OBSOLETE	-	.050	.700	.800	16	.980	17	1-104074-3
OBSOLETE	-	.050	.500	.600	12	.780	13	1-104074-2
	-	.050	.450	.550	11	.730	12	1-104074-1
	-	.175	-	.350	7	.530	8	1-104074-0
8 OBSOLETE	-	.150	-	.300	6	.480	7	104074-9
	-	.125	-	.250	5	.430	6	104074-8
	-	.075	-	.150	3	.330	4	104074-7
	.675	.050	1.350	1.450	29	1.630	30	104074-6
	-	.050	1.100	1.200	24	1.380	25	104074-5
	-	.050	.850	.950	19	1.130	20	104074-4
	-	.050	.600	.700	14	.880	15	104074-3
	-	.100	-	.200	4	.380	5	104074-2
	-	.050	.350	.450	9	.630	10	104074-1

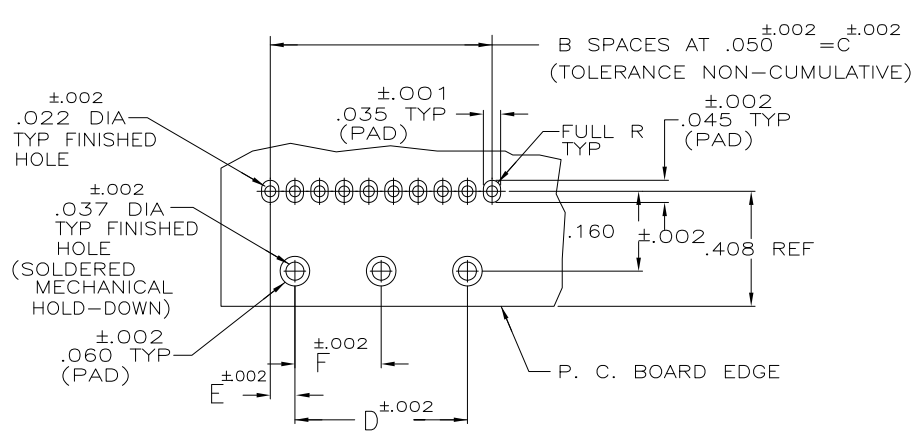

RECOMMENDED HOLE PATTERN

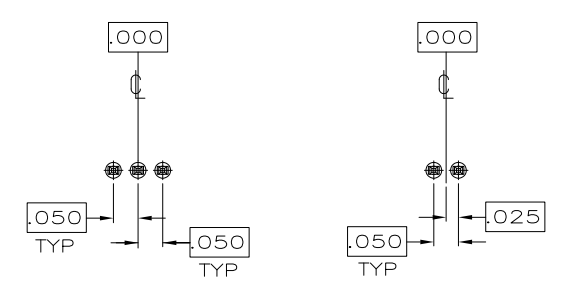

BASIC DIMENSIONS FOR EVEN NO OF SPACES (SEE TABLE)

BASIC DIMENSIONS FOR ODD NO OF SPACES (SEE TABLE)

DETAIL R

THIS DRAWING IS A CONTROLLED DOCUMENT.

DIMENSIONS: INCHES

TOLERANCES UNLESS OTHERWISE SPECIFIED:
0 PLC ± -
1 PLC ± -
2 PLC ± -
3 PLC ± .005
4 PLC ± -
ANGLES ± -

MATERIAL: 7
FINISH: 1 2 6

DWN R BROWN 18OCT04
CHK D SIMPSON 18OCT04
APVD D SIMPSON 18OCT04
PRODUCT SPEC 108-1093
APPLICATION SPEC 114-25031
WEIGHT -

TE Connectivity

NAME: HEADER ASSEMBLY,RIGHT ANGLE SINGLE ROW, W/SIDE & END LATCHES AMPMODU SYSTEM 50

SIZE A1 | CAGE CODE 00779 | DRAWING NO C 104074 | RESTRICTED TO -

CUSTOMER DRAWING | SCALE 4:1 | SHEET 1 OF 1 | REV T2

4805 (3/11)

Downloaded from Elcodis.com electronic components distributor