THIS DRAWING IS UNPUBLISHED. RELEASED FOR PUBLICATION -,- .
© COPYRIGHT - By - ALL RIGHTS RESERVED.

LOC	DIST
AD	00

REVISIONS

P	LTR	DESCRIPTION	DATE	DWN	APVD
	K2	REVISED PER ECO-11-004917	11MAR11	RK	HMR

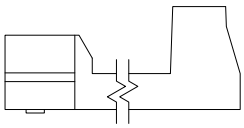

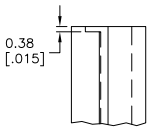

VIEW E–E 2

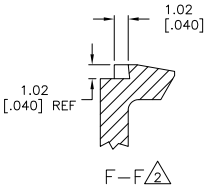

F–F 2

1. THIS COVER IS TO BE USED IN PAIRS, WITH A DOUBLE ROW HOUSING. NUMBER OF POSITIONS INDICATED PERTAINS TO THE HOUSING.
2. THESE VIEWS APPLY TO –1 AND –2 ONLY.
3. OBSOLETE PARTS: OBSOLETE CIS STREAMLINING PER D.RENAUD/D.SINISI

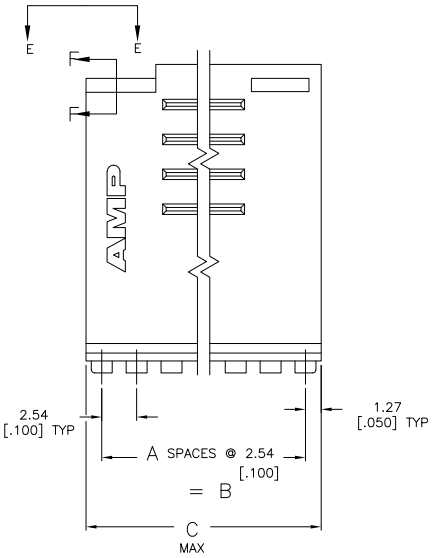

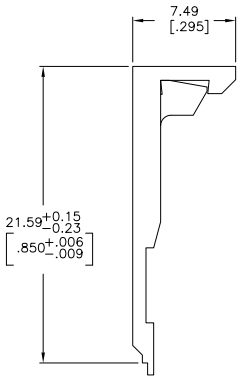

	C	B	A	REF 1 NO OF POSN	PART NUMBER
OBSOLETE	91.44 [3.600]	88.90 [3.500]	35	72	3–102396–4
OBSOLETE	88.90 [3.500]	86.36 [3.400]	34	70	3–102396–3
OBSOLETE	86.36 [3.400]	83.82 [3.300]	33	68	3–102396–2
OBSOLETE	83.82 [3.300]	81.28 [3.200]	32	66	3–102396–1
3 OBSOLETE	81.28 [3.200]	78.74 [3.100]	31	64	~~3–102396–0~~
OBSOLETE	78.74 [3.100]	76.20 [3.000]	30	62	2–102396–9
3 OBSOLETE	76.20 [3.000]	73.66 [2.900]	29	60	~~2–102396–8~~
OBSOLETE	73.66 [2.900]	71.12 [2.800]	28	58	2–102396–7
OBSOLETE	71.12 [2.800]	68.58 [2.700]	27	56	2–102396–6
OBSOLETE	68.58 [2.700]	66.04 [2.600]	26	54	2–102396–5
OBSOLETE	66.04 [2.600]	63.50 [2.500]	25	52	2–102396–4
	63.50 [2.500]	60.96 [2.400]	24	50	2–102396–3
OBSOLETE	60.96 [2.400]	58.42 [2.300]	23	48	2–102396–2
OBSOLETE	58.42 [2.300]	55.88 [2.200]	22	46	2–102396–1
OBSOLETE	55.88 [2.200]	53.34 [2.100]	21	44	2–102396–0
OBSOLETE	53.34 [2.100]	50.80 [2.000]	20	42	1–102396–9
	50.80 [2.000]	48.26 [1.900]	19	40	1–102396–8
OBSOLETE	48.26 [1.900]	45.72 [1.800]	18	38	1–102396–7
OBSOLETE	45.72 [1.800]	43.18 [1.700]	17	36	1–102396–6
	43.18 [1.700]	40.64 [1.600]	16	34	1–102396–5
3 OBSOLETE	40.64 [1.600]	38.10 [1.500]	15	32	~~1–102396–4~~
3 OBSOLETE	38.10 [1.500]	35.56 [1.400]	14	30	~~1–102396–3~~
3 OBSOLETE	35.56 [1.400]	33.02 [1.300]	13	28	~~1–102396–2~~
	33.02 [1.300]	30.48 [1.200]	12	26	1–102396–1
	30.48 [1.200]	27.94 [1.100]	11	24	1–102396–0
3 OBSOLETE	27.94 [1.100]	25.40 [1.000]	10	22	~~102396–9~~
	25.40 [1.000]	22.86 [.900]	9	20	102396–8
3 OBSOLETE	22.86 [.900]	20.32 [.800]	8	18	~~102396–7~~
	20.32 [.800]	17.78 [.700]	7	16	102396–6
	17.78 [.700]	15.24 [.600]	6	14	102396–5
	15.24 [.600]	12.70 [.500]	5	12	102396–4
	12.70 [.500]	10.16 [.400]	4	10	102396–3
	10.16 [.400]	7.62 [.300]	3	8	102396–2
	7.62 [.300]	5.08 [.200]	2	6	102396–1

COVER DIMENSIONS

THIS DRAWING IS A CONTROLLED DOCUMENT.

DIMENSIONS: mm [INCHES]

TOLERANCES UNLESS OTHERWISE SPECIFIED:
0 PLC ± –
1 PLC ± –
2 PLC ± 0.13[.005]
3 PLC ± –
4 PLC ± –
ANGLES ± –

MATERIAL: FLAME RETARDANT THERMOPLASTIC, COLOR – BLACK
FINISH: –

DWN E. BRANDBERG 13SEP94
CHK J. HERRINGTON 13SEP94
APVD J. HERRINGTON 13SEP94
PRODUCT SPEC –
APPLICATION SPEC –
WEIGHT –

TE Connectivity

NAME: COVER MASS TERMINATION AMPMODU 2.54[.100] CL

SIZE	CAGE CODE	DRAWING NO	RESTRICTED TO
A2	00779	C–102396	–

CUSTOMER DRAWING | SCALE 5:1 | SHEET 1 OF 1 | REV K2

1471-9 (3/11)

102396

Downloaded from Elcodis.com electronic components distributor