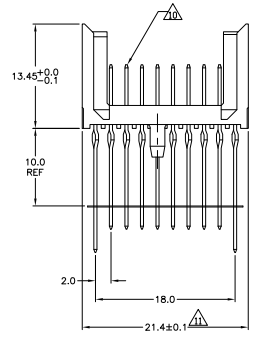
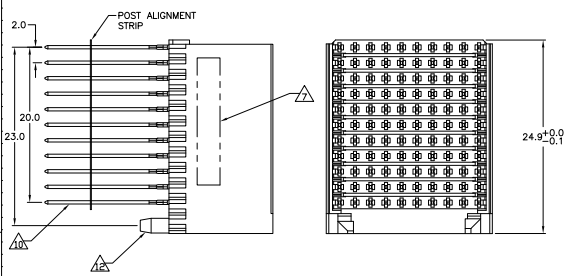


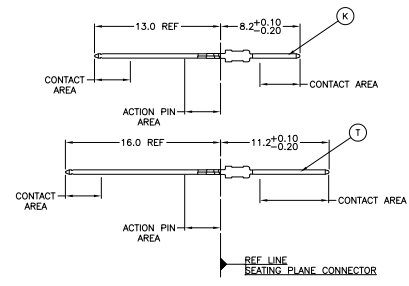
THIS DRAWING IS UNPUBLISHED. RELEASED FOR PUBLICATION BY TYSO ELECTRONICS CORPORATION. ALL RIGHTS RESERVED.

REV	DATE	DESCRIPTION	BY	CHK	APP
E	REV PER EC 0512-0303-05	06APR06	BC	GS	
E1	REVISED PER EC0-09-024717	08NOV09	KK	AEC	
F	ECR-10-D18652	10SEP10	JS	MCN	

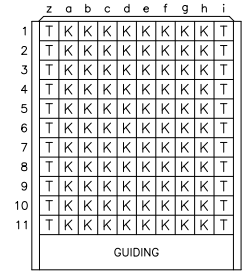
CONNECTOR ASSEMBLY EXAMPLARY LOADED



CONTACT DIMENSIONS SCALE 5:1

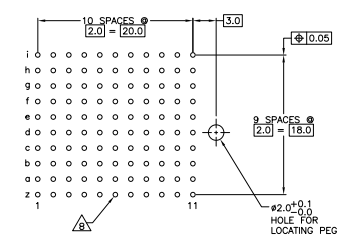


CONTACT LAYOUT



RECOMMENDED PCB-HOLE LAYOUT COMPONENT SIDE SHOWN

PLATED THRU HOLES PARAMETERS REFERENCE APPLICATION SPECIFICATION



1-646515-9	
-646515-9	
646515-4	
646515-1	
FINISH	PART NUMBER

THIS DRAWING IS A CONTROLLED DOCUMENT. THE BULTMAN TAXIST TYSO Electronics Corporation Harrisburg, Pa 17102-3608

DESIGNED BY: J. SKIFFER DATE: 10B-19082

CHECKED BY: J. SKIFFER DATE: 114-19029

REVISED BY: J. SKIFFER DATE: 100779

CUSTOMER DRAWING: G-646515

SCALE: 4:1

REVISED TO: 1 2 F

