

4

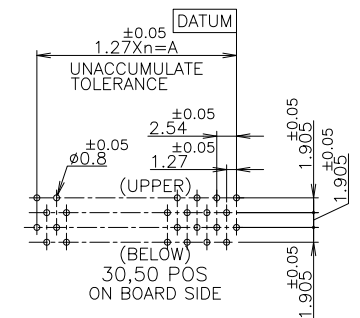
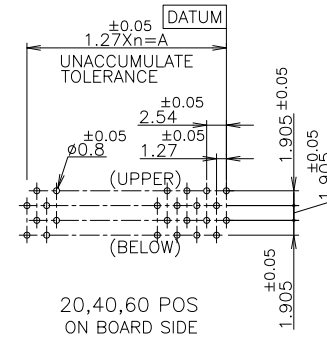
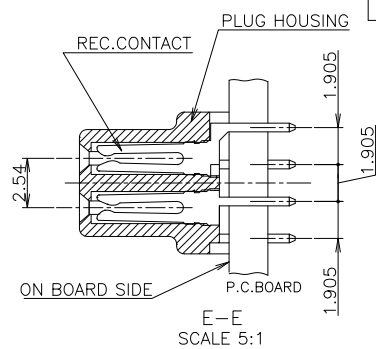
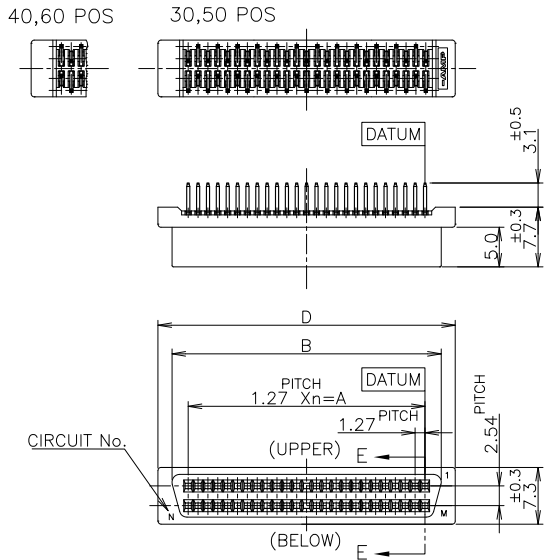
3

2

1

THIS DRAWING IS UNPUBLISHED. RELEASED FOR PUBLICATION MAR. 1988.
 © COPYRIGHT 1988 BY TYCO ELECTRONICS CORPORATION. ALL RIGHTS RESERVED.

REV	DESCRIPTION	DATE	DWN	APVD
A1	REVISED ECR-09-	26FEB09	A.Z	S.Y



- 1 USE A P.C.B. WHOSE ARE TREATED WITH SOLDER RESIST.
 - 2 SHOW P.C.B LAYOUT FROM ON BOARD SURFACE SIDE.
 - 3 NUMBER THE CONTACT IN THE P.C.B OR CONNECTOR CONSECUTIVELY FROM "DATUM" SIDE.
- △ HOUSING MATERIAL : P.B.T(UL94V-0) / BLACK
 △ CONTACT MATERIAL : PHO-BRONZE
 △ FINISH : NICKEL 0.00127 MIN THK. OVERALL SELECTIVE GOLD 0.00076 MIN. OR 0.0002 MIN. THK ON CONTACT AREA AND TIN 0.001 MIN THK. ON TINE AREA.

PART NUMBER	POS	n	A	B	D	REMARK
6-	-5	20	9	11.43	15.60	19.20
6-	-4	60	29	36.83	41.00	44.60
6-	-3	50	24	30.48	34.65	38.26
6-	-2	40	19	24.13	28.30	31.90
6-	-1	30	14	17.78	21.95	25.55
	-5	20	9	11.43	15.60	19.20
	-4	60	29	36.83	41.00	44.60
	-3	50	24	30.48	34.65	38.26
	-2	40	19	24.13	28.30	31.90
5174215-1	30	14	17.78	21.95	25.55	

THIS DRAWING IS A CONTROLLED DOCUMENT.

DWN: GAVIN ZHANG 06JUL04
 CHK: T. KAWAMAE 06JUL04
 APVD: I. ENOMOTO 06JUL04

NAME: Tyco Electronics
 Tyco Electronics AMP K.K.
 Kawasaki, Japan

PRODUCT SPEC: 108-60036
 APPLICATION SPEC: 取付適用規格

SIZE: A3 CAGE CODE: 00779 DRAWING NO: 5174215 RESTRICTED TO: -

WEIGHT: -

CUSTOMER DRAWING SCALE: 2:1 SHEET: 1 OF 1 REV: A1

GENERAL TOLERANCE 一般公差

10 ≥	±0.2
30 ≥	±0.25
100 ≥	±0.3

ANGLES: ±3°

DIMENSIONS: 單位: 毫米

0 PLC	±
1 PLC	±
2 PLC	±
3 PLC	±
4 PLC	±
ANGLES	±

TOLERANCES UNLESS OTHERWISE SPECIFIED: 一般公差

FINISH: 仕上

MATERIAL: 材料 SEE NOTE △△△