

- NOTES:
- MATERIAL:
    - 1.1 HOUSING: THERMOPLASTIC(PBT)  
UL 94V-0, COLOR: BLACK
    - 1.2 CONTACTS: PHOSPHOR BRONZE
    - 1.3 SHELL: SPCC
    - 1.4 BOARDLOCKS: BRASS
    - 1.5 RIVET: BRASS
  - FINISH:
    - 2.1 CONTACT:
      - GOLD PLATING ON CONTACT AREA. (SEE TABLE)
      - 2.54um[100u"] MIN. MATTE TIN PLATING ON SOLDER TAIL AREA
      - 1.27um[50u"] MIN. NICKEL UNDERPLATED OVERALL
    - 2.2 BOARDLOCK:
      - 2.54um[100u"] MIN MATTE TIN PLATING ON
      - 1.27um[50u"] MIN NICKEL UNDERPLATED OVERALL
    - 2.3 SHELL: 1.27um[50u"] MIN. NICKEL PLATED
    - 2.4 RIVET: 1.27um[50u"] MIN. NICKEL PLATED
  - NET WEIGHT: 10.7 gram/pc.
  - WAVE SOLDER CAPABLE TO 265°C PER TE SPEC. 109-202, CONDITION B
  - DATE CODE: YYWW

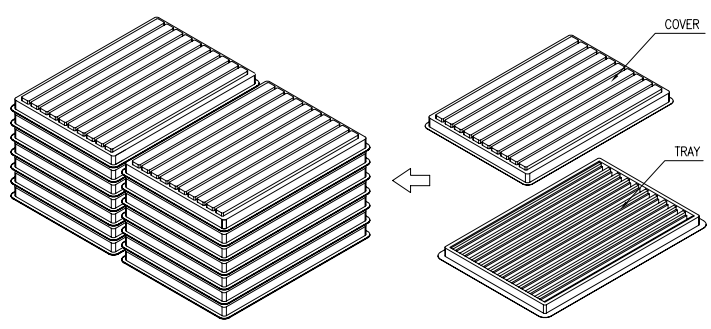
OBsolete	15u"	1734355-2
	G/F	1734355-1
	GOLD FLASH	PART NO.

THIS DRAWING IS A CONTROLLED DOCUMENT.


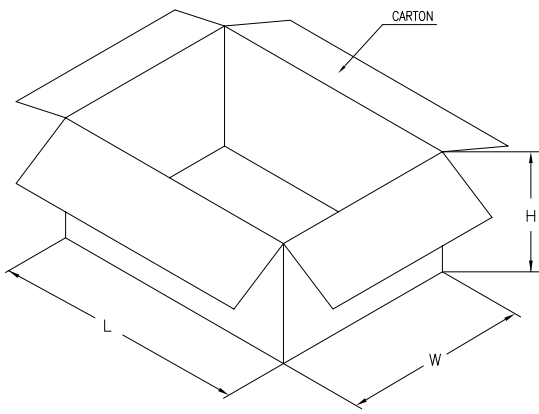
DWN	J. LEE	09-MAY-2006	Tyco Electronics Corporation Taipei, Taiwan
CHK	S. HOU	09-MAY-2006	
APVD	W. J. KE	09-MAY-2006	
DIMENSIONS: MM TOLERANCES UNLESS OTHERWISE SPECIFIED: 0 PLC ± 0.5 1 PLC ± 0.3 2 PLC ± 0.2 3 PLC ± 0.15 4 PLC ± -- ± .3 ANGLES ± .3			NAME RECEPTACLE ASSEMBLY, 15 POSN RIGHT ANGLE, 8.08mm[0.318in] SERIES, AMPLIMITE
MATERIAL SEE NOTE			QUALIFICATION TEST REPORT 501-57623 WEIGHT SEE NOTES
FINISH SEE NOTE			SIZE A3 CAGE CODE 00779 DRAWING NO 1734355 RESTRICTED TO CUSTOMER DRAWING
			SCALE SHEET 1 of 2 REV C

THIS DRAWING IS UNPUBLISHED. RELEASED FOR PUBLICATION AUG, 2006.  
 © COPYRIGHT BY TYCO ELECTRONICS CORPORATION. ALL RIGHTS RESERVED.

LOC	DIST	REVISIONS			
P	LTR	DESCRIPTION	DATE	DWN	APVD
		SEE SHEET 1.			



- NOTES:
- MATERIAL:
    - 1.1 TRAY: PVC
    - 1.2 SHIPPING CARTON: CORRUGATED FIBERBOARD
  - DIMENSION:
    - 2.1 TRAY: L=306, W=217, H=15
    - 2.2 SHIPPING CARTON: L=440, W=321, H=170
  - QUANTITY:
    - 3.1 PRIMARY PACKING: 70 PCS/TRAY
    - 3.2 SECONDARY PACKING: 14 TRAY/CARTON(980PCS)
  - CARTON WEIGHT:
    - 4.1 NET WEIGHT: 10.5 KG
    - 4.2 GROSS WEIGHT: 11.5 KG



THIS DRAWING IS A CONTROLLED DOCUMENT.		DWN	Tyco Electronics Corporation Taipei, Taiwan													
DIMENSIONS: MM		CHK	NAME													
<table border="1"> <tr><td>0 PLC</td><td>±</td></tr> <tr><td>1 PLC</td><td>±</td></tr> <tr><td>2 PLC</td><td>±</td></tr> <tr><td>3 PLC</td><td>±</td></tr> <tr><td>4 PLC</td><td>±</td></tr> <tr><td>ANGLES</td><td>±</td></tr> </table>		0 PLC	±	1 PLC	±	2 PLC	±	3 PLC	±	4 PLC	±	ANGLES	±	APVD	RECEPTACLE ASSEMBLY, 15 POSN RIGHT ANGLE, 8.08mm[0.318in] SERIES, AMPLIMITE	
0 PLC	±															
1 PLC	±															
2 PLC	±															
3 PLC	±															
4 PLC	±															
ANGLES	±															
TOLERANCES UNLESS OTHERWISE SPECIFIED:		PRODUCT SPEC	SIZE	CAGE CODE												
MATERIAL		APPLICATION SPEC	A3	00779												
FINISH		WEIGHT	C=	1734355												
		CUSTOMER DRAWING	SCALE	SHEET 2 of 2												
				REV C												

AMP 1470-19 REV 31MAR2000