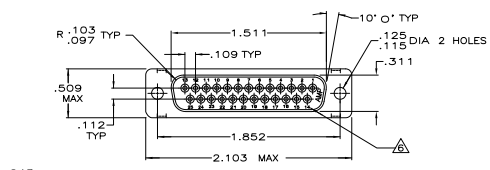
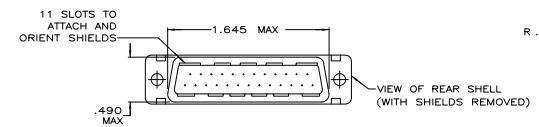
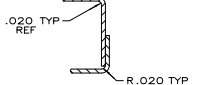
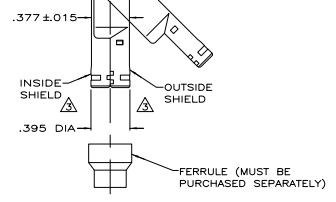
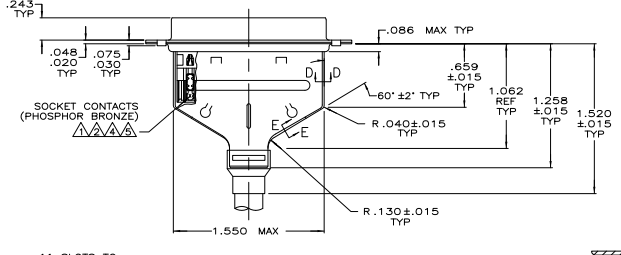
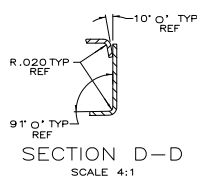


REV	DATE	DESCRIPTION	BY	CHK	APP
00					
K3		REVISED PER EDD-11-004835			11MMR11 RK HMR

- △ RCPT CONNECTOR FULLY LOADED WITH CONTACTS. ALL OTHER PARTS SHIPPED UNASSEMBLED (EACH PART INDIVIDUALLY BULK PACKED).
- △ NUMBER ON CONTACT INDICATES WIRE RANGE.
- △ SHIELDS: MATERIAL—.020 THICK STEEL, TIN PLATED.
- △ CONTACTS PLATED .000030 GOLD ON MATING END FOR .100 MIN LENGTH. .000100—.000200 BRIGHT TIN OR BRIGHT TIN-LEAD IN WIRE TERMINATION AREA. .000050 NICKEL UNDERPLATE ON ENTIRE CONTACT.
- △ CONTACTS PLATED WITH GOLD FLASH ON MATING END FOR .100 MIN LENGTH. .000100—.000200 BRIGHT TIN OR BRIGHT TIN-LEAD IN WIRE TERMINATION AREA. .000030 NICKEL UNDERPLATE ON ENTIRE CONTACT.
- △ RAISED CAVITY IDENTIFICATION AND AMP TRADEMARK.
- △ CONTACTS PLATED .000030 GOLD ON MATING END FOR .100 MIN LENGTH. .000100—.000200 MATTE TIN IN WIRE TERMINATION AREA. .000050 MIN NICKEL UNDERPLATE ON ENTIRE CONTACT.
- △ CONTACTS PLATED WITH GOLD FLASH ON MATING END FOR .100 MIN LENGTH. .000100—.000200 MATTE TIN IN WIRE TERMINATION AREA. .000030 MIN NICKEL UNDERPLATE ON ENTIRE CONTACT.



RCPT CONNECTOR
 INSERT: BLACK THERMOPLASTIC,
 94V-0 RATED.
 SHELL: STEEL PER ASTM A109,
 BRIGHT TIN PLATED
 PER MIL-T-10727.



REV	DATE	DESCRIPTION	BY	CHK	APP
3		#22-26			747548-9
2		#22-26			747548-8
1		#26-30			747548-7
3		#20-22			747548-6
2		#22-26			747548-5
1		#26-30			747548-4
3		#20-22			747548-3
2		#22-26			747548-2
1		#26-30			747548-1

THIS DRAWING IS A CONTROLLED DOCUMENT. DATE: 11-18-91

REVISED PER EDD-11-004835

DATE: 11-18-91

BY: M. WILMSLEY

CHK: M. WILMSLEY

APP: M. WILMSLEY

108-4002

108-4001 & 108-4000

108-4002

DATE: 11-18-91

SIZE: A1

DATE: 11-18-91

SIZE: 2:1

REV: 1

APP: K3

TE Connectivity

KIT, RCPT, SHIELDING HARDWARE, SIZE 3, 25 POSN, HDE-20, ANTIPLATE

1007798

747548