

4

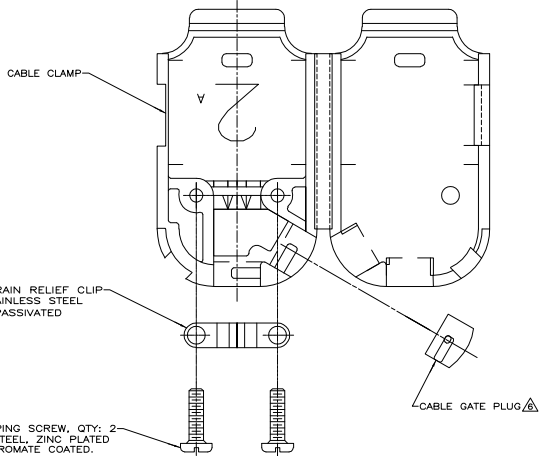
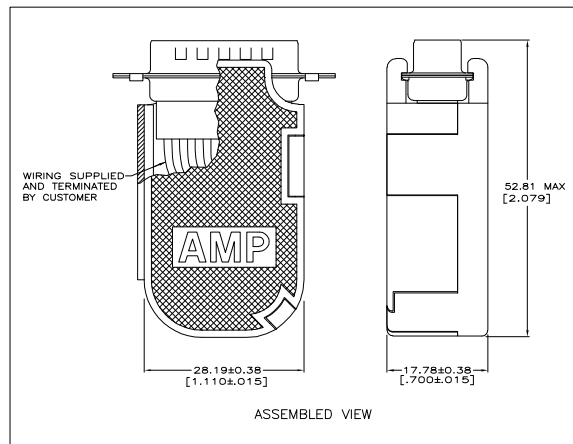
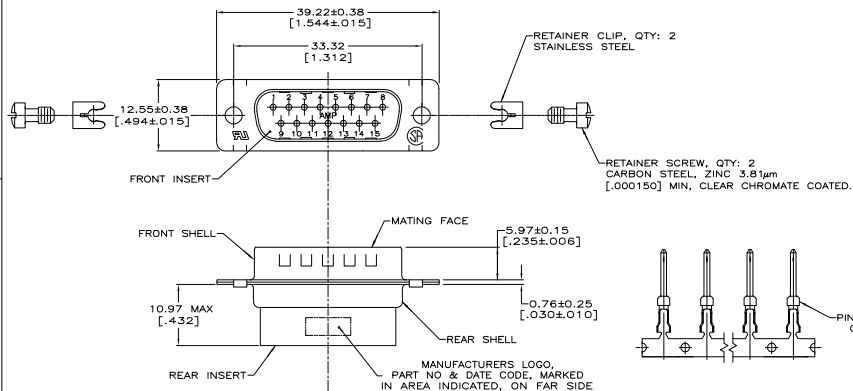
3

2

1

THIS DRAWING IS UNPUBLISHED. RELEASED FOR PUBLICATION
 © COPYRIGHT - BY TYCO ELECTRONICS CORPORATION. ALL RIGHTS RESERVED.

LOC	DIST	REVISIONS			
P	LTR	DESCRIPTION	DATE	DWN	APVD
GP	00	REVISED PER EC 0513-0266-05	18JUL06	BM	CR



- CONTACTS ACCEPT 20-24 AWG RANGE.
- INSERTS: NYLON, GLASS FILLED, UL 94V-0 RATED, BLACK.
- CABLE CLAMP & CABLE GATE PLUG: POLYPROPYLENE, BLACK.
- CONTACTS: BRASS.
- SHELLS: CARBON STEEL.
- CABLE GATE PLUG TO BE PLACED IN CABLE EXIT NOT BEING USED.
- CONTACTS: GOLD FLASH FOR A LENGTH OF 3.81[.150] MIN FROM MATING END, 2.54µm[.000100] MIN TIN ON OPPOSITE END FOR A LENGTH OF 4.06 [160] MIN FROM END OF INSULATION BARREL, BOTH OVER 0.76µm[.000030] MIN NICKEL ON ENTIRE CONTACT.
- SHELLS: 5.08µm[.000200] MIN TIN OVER 2.54µm[.000100] MIN COPPER.
- STRAIN RELIEF CLIP CAN BE REVERSED FOR PROPER INSTALLATION, DEPENDING ON SIZE OF CABLE DIAMETER.
- CABLE DIAMETER RANGE = 4.32-9.65 [.170-.380].

749808-9
 PART NUMBER

THIS DRAWING IS A CONTROLLED DOCUMENT.		DWN L. VARELA - DOCKS 12-22-04		Tyco Electronics Corporation Harrisburg, Pa 17105-3608													
DIMENSIONS: mm [INCHES]		CHK J. GERACE 12-22-04		NAME M. WALMSLEY	PLUG KIT, UNASSEMBLED, SIZE 2, 15 POSITION, AMPLIMITE HDP-20												
TOLERANCES UNLESS OTHERWISE SPECIFIED:		APVD 12-22-04	PRODUCT SPEC 108-40005	SIZE A3	CAGE CODE 00779												
<table border="1"> <tr><td>0 PLC</td><td>± -</td></tr> <tr><td>1 PLC</td><td>± -</td></tr> <tr><td>2 PLC</td><td>± 0.13 [005]</td></tr> <tr><td>3 PLC</td><td>± -</td></tr> <tr><td>4 PLC</td><td>± -</td></tr> <tr><td>ANGLES</td><td>± -</td></tr> </table>		0 PLC	± -	1 PLC	± -	2 PLC	± 0.13 [005]	3 PLC	± -	4 PLC	± -	ANGLES	± -	APPLICATION SPEC 114-10000	DRAWING NO 749808-9	RESTRICTED TO	
0 PLC	± -																
1 PLC	± -																
2 PLC	± 0.13 [005]																
3 PLC	± -																
4 PLC	± -																
ANGLES	± -																
MATERIAL 		WEIGHT -	CUSTOMER DRAWING	SCALE 3:1	SHEET 1 OF 1												
				REV A													

AMP 1470-19 REV 31MAR2000