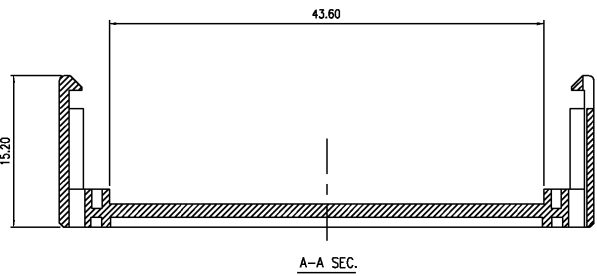
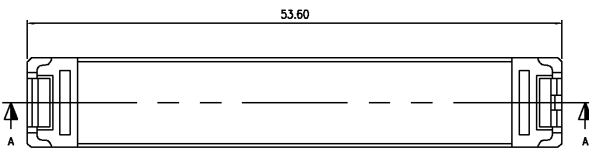



THIS DRAWING IS UNPUBLISHED. RELEASED FOR PUBLICATION  
 © COPYRIGHT BY TYCO ELECTRONICS CORPORATION. ALL RIGHTS RESERVED.

LOC	DIST	REVISIONS			
P	LTR	DESCRIPTION	DATE	DRW	APPD
GP	00				
	C	REVISED PER 051C-0120-01	23MAY01	AH	CC



A-A SEC.

1. MATERIAL : P.B.T.+30% GLASS REINFORCED, UL94 V-0.
2. BURRS 0.03 mm. MAXIMUM ALLOWED.



68	787043-7
NO OF POSN	PART NUMBER

THIS DRAWING IS A CONTROLLED DOCUMENT.		DRW A.HOLT 23MAY01	23MAY01	Tyco Electronics Corporation Harrisburg, PA 17105	NAME STRAIN RELIEF, .025 INCH CENTERLINE, .050 SERIES AMPLIMITE
DIMENSIONS: MM 	TOLERANCES UNLESS OTHERWISE SPECIFIED: 0 PLC ± - 1 PLC ± - 2 PLC ± 0.10 3 PLC ± - 4 PLC ± - 5 PLC ± - 6 PLC ± - 7 PLC ± - 8 PLC ± - 9 PLC ± - 10 PLC ± - 11 PLC ± - 12 PLC ± - 13 PLC ± - 14 PLC ± - 15 PLC ± - 16 PLC ± - 17 PLC ± - 18 PLC ± - 19 PLC ± - 20 PLC ± - 21 PLC ± - 22 PLC ± - 23 PLC ± - 24 PLC ± - 25 PLC ± - 26 PLC ± - 27 PLC ± - 28 PLC ± - 29 PLC ± - 30 PLC ± - 31 PLC ± - 32 PLC ± - 33 PLC ± - 34 PLC ± - 35 PLC ± - 36 PLC ± - 37 PLC ± - 38 PLC ± - 39 PLC ± - 40 PLC ± - 41 PLC ± - 42 PLC ± - 43 PLC ± - 44 PLC ± - 45 PLC ± - 46 PLC ± - 47 PLC ± - 48 PLC ± - 49 PLC ± - 50 PLC ± - 51 PLC ± - 52 PLC ± - 53 PLC ± - 54 PLC ± - 55 PLC ± - 56 PLC ± - 57 PLC ± - 58 PLC ± - 59 PLC ± - 60 PLC ± - 61 PLC ± - 62 PLC ± - 63 PLC ± - 64 PLC ± - 65 PLC ± - 66 PLC ± - 67 PLC ± - 68 PLC ± - 69 PLC ± - 70 PLC ± - 71 PLC ± - 72 PLC ± - 73 PLC ± - 74 PLC ± - 75 PLC ± - 76 PLC ± - 77 PLC ± - 78 PLC ± - 79 PLC ± - 80 PLC ± - 81 PLC ± - 82 PLC ± - 83 PLC ± - 84 PLC ± - 85 PLC ± - 86 PLC ± - 87 PLC ± - 88 PLC ± - 89 PLC ± - 90 PLC ± - 91 PLC ± - 92 PLC ± - 93 PLC ± - 94 PLC ± - 95 PLC ± - 96 PLC ± - 97 PLC ± - 98 PLC ± - 99 PLC ± - 100 PLC ± -	APVD C.CASH 23MAY01 PRODUCT SPEC APPLICATION SPEC WEIGHT CUSTOMER DRAWING	SIZE A3 CAGE CODE 00779 DRAWING NO C=787043		

AMP 1470-18 REV 31MAR2000  
 23MAY01 9:59am AMP12184