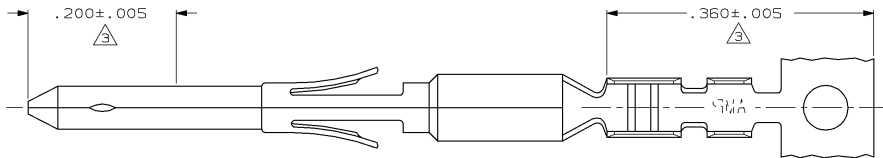
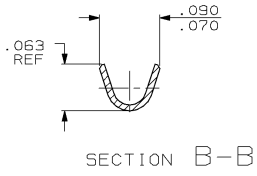
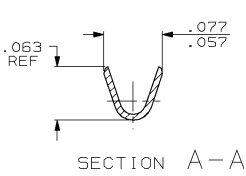
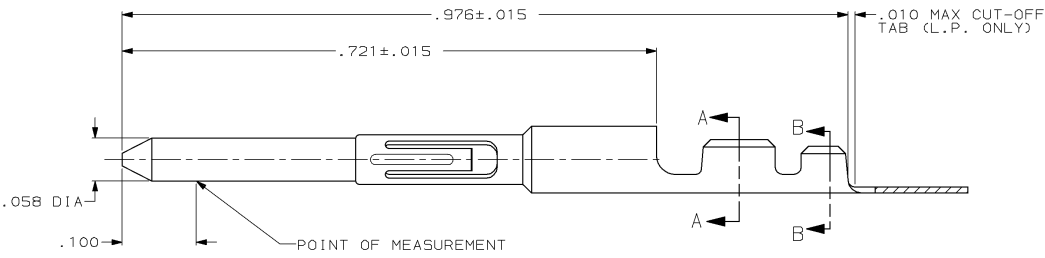


DRAWING MADE IN THIRD ANGLE PROJECTION
 THIS DRAWING IS UNPUBLISHED. RELEASED FOR PUBLICATION
 © COPYRIGHT 19 BY AMP INCORPORATED. ALL INTERNATIONAL RIGHTS RESERVED.

MOD	LOC	DIST	P	F	ZONE	LTR	DESCRIPTION	DATE	APPD
1	BD	20					D REVISED & REDRAWN PER SP-46	8-27-87	-
							E REVISED ECN-SP-84	2-11-88	LS DN
							F REVISED ECN-SP-112	3-30-88	-
							G OBS -3 PER EC 0020-1416-94	11/25/94	AT



- 1 WIRE RANGE : #28 - #22 AWG
- 2 INSULATION RANGE : .054 - .036 DIA.
- △ DUPLEX PLATED .000150 MIN. TIN/LEAD ON WIRE BARREL END FOR LENGTH OF .360, .0000150 MIN. THK. GOLD ON MATING END FOR LENGTH OF .200 WITH ENTIRE CONTACT UNDERPLATED .000100 MAX. THK. NICKEL.
- △ TIN PLATE .000050 MIN. THK OVER NICKEL.
- △ SILVER PLATE .000100 MIN. THK. OVER COPPER.



OBSOLETE	---	△	66728-3
	66728-5	△	66728-2
OBSOLETE	66728-4	△	66728-1
	LOOSE PIECE P/N	FINISH	PART NO

DO NOT SCALE PRINT. UNLESS SPECIFIED DIMENSIONS IN INCHES TOLERANCES ON : 2 PLC DEC # - 3 PLC DEC # - ANGLES ± -	DR 10-13-87 L.SIPE CHK 10-13-87 S.WELDON APPD 10-13-87 D.NEIDIG	AMP AMP INCORPORATED <small>Non-Isobug, Pg. 17105</small> NAME CIRCULAR DIN, PIN CONTACT	
MATERIAL BRASS PER MIL-C-50	APPD 10-13-87 V.KUMAR PRODUCT SPEC -		
FINISH SEE DASH NO'S	APPLICATION SPEC -	SIZE C	FSCM NO 00779
	WEIGHT -	SCALE 10:1	DRAWING NO 66728 SHEET 1 OF 1