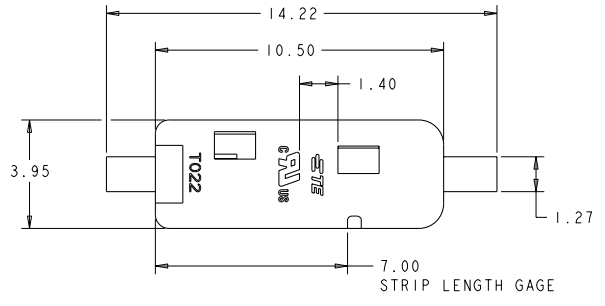
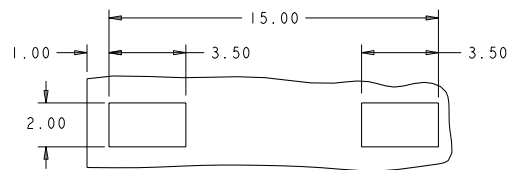
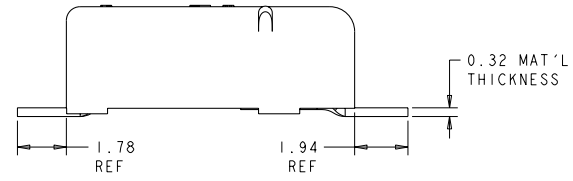
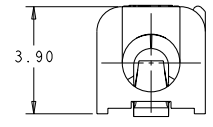


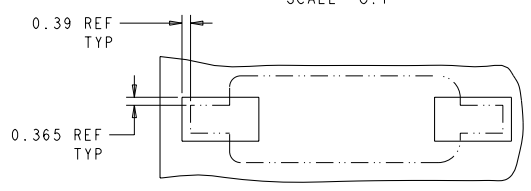
REV	DATE	BY	APPD
A2	19MAR2009	SHR	DD
A3	03JUN2011	SK	DD



- △ MATERIALS AND FINISH:
 - HOUSING: LCP, COLOR: WHITE
 - CONTACTS: COPPER ALLOY, FINISH: TIN
- 2. MUST COMPLY WITH DIRECTIVE 2002/95/EC (ROHS)
- 3. WIRE TYPES AND SIZES ACCEPTED
 - 18, 20 AND 22 AWG SOLID WIRE
 - 18 AND 20 AWG PREBOND STRANDED WIRE
 - 18 AWG STRANDED WIRE (16 STRAND COUNT)
 - MAX INSULATION OD: 2.10 MM (.083")
 - STRIP LENGTH: 7.0±1.0 (.276")
- 4. PACKAGED IN TAPE AND REEL.



RECOMMENDED PCB LAYOUT
SCALE 8:1



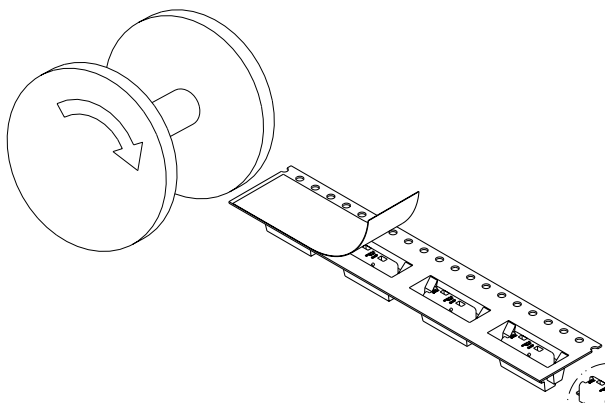
RECOMMENDED CONNECTOR PLACEMENT
SCALE 8:1

- △ MATERIALS AND FINISH:
 - HOUSING: LCP, COLOR: BLACK
 - CONTACTS: COPPER ALLOY, FINISH: TIN

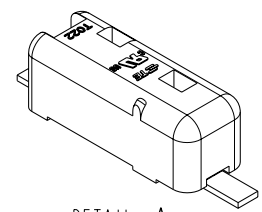
△	BLACK	2008563-2
△	WHITE	2008563-1
MATERIAL	COLOR	PART NUMBER

THIS DRAWING IS A CONTROLLED DOCUMENT. OWN: GURURAJ S. 170CT2007		TE Connectivity	
DIMENSIONS: mm		POKE-IN CONNECTOR ASSEMBLY, 1 POSITION SMT	
MATERIAL: SEE TABLE		SCALE: 10:1 SHEET 1 OF 2 REV A.3	

LOC		DIST		REVISIONS			
P	LYR	DESCRIPTION	DATE	BY	APPR		
-	-	SEE SHEET 1	-	-	-	-	-

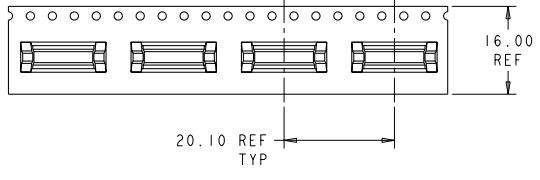


TAPE AND REEL PACKAGING DIAGRAM
SCALE 2:1



DETAIL A
SCALE 8:1

SEE DETAIL A



THIS DRAWING IS A CONTROLLED DOCUMENT.		OWN GURURAJ S	17OCT2007	TE Connectivity	
DIMENSIONS: mm		TO DRAWING SPECIFICATIONS	APPRO	NAME POKE-IN CONNECTOR ASSEMBLY, 1 POSITION SMT	
MATERIAL SEE TABLE		FINISH SEE TABLE	WEIGHT CUSTOMER DRAWING	SHEET A200779	RESTRICTED TO
			SCALE 10:1	SHEET 2 OF 2	REV A.3