THIS DRAWING IS UNPUBLISHED. RELEASED FOR PUBLICATION -.-.-
© COPYRIGHT - - BY TYCO ELECTRONICS CORPORATION. ALL INTERNATIONAL RIGHTS RESERVED.

| LOC | DIST |
|---|---|
| GP | 00 |

REVISIONS

| P | LTR | DESCRIPTION | DATE | DRN | APVD |
|---|---|---|---|---|---|
| | K | REVISED PER ECO-08-004045 | 26MAR08 | JDP | SLB |

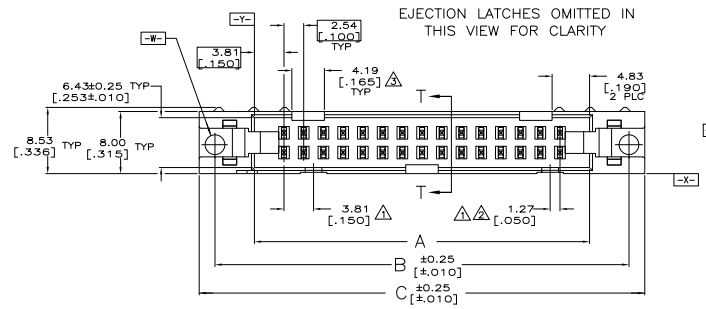


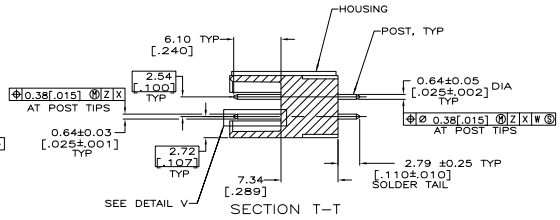


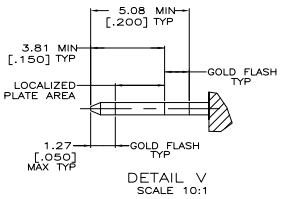


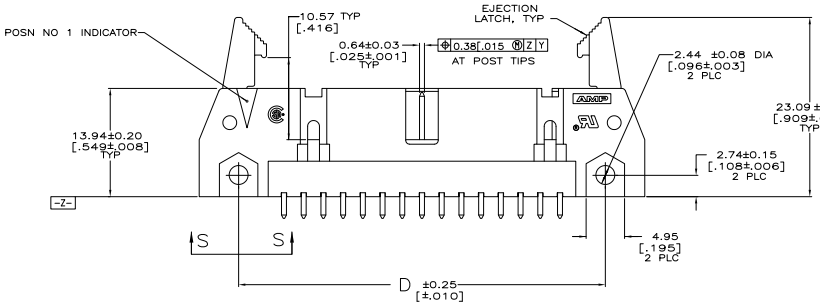


1. COORDINATE DIMENSION APPLIES FROM BASIC LOCATION.
2. 10 AND 14 POSITION SIZES CONTAIN ONLY ONE SLOT FOR SNAP-IN POLARIZER (MILITARY POLARIZATION) LOCATED AS SHOWN.
3. 10 POSITION SIZES CONTAIN ONLY ONE SLOT FOR DUAL POLARIZATION, LOCATED AS SHOWN.
4. RECOMMENDED PRINTED CIRCUIT BOARD THICKNESS IS 1.57 [.062].
5. DISTANCE REQUIRED BY EJECTION LATCHES IN THE OPEN POSITION.
6. POSTS: GOLD FLASH OVER PALLADIUM-NICKEL PLATE, 0.76μm[.000030] MIN TOTAL ON THE LOCALIZED PLATE AREA, 2.54μm[.000100] MIN TIN OR TIN-LEAD PLATE ON THE TAIL, 1.27μm[.000050] MIN NICKEL UNDERPLATE ON THE ENTIRE POST.
   -OR-
   0.76μm[.000030] MIN GOLD PLATE ON THE LOCALIZED PLATE AREA, 2.54μm[.000100] MIN TIN OR TIN-LEAD PLATE ON THE TAIL, 1.27μm[.000050] MIN NICKEL UNDERPLATE ON THE ENTIRE POST.

| | F | E | D | C | B | A | NO OF POSN | PART NUMBER |
|---|---|---|---|---|---|---|---|---|
| OBSOLETE | 53.34 [2.100] | 71.12 [2.800] | 65.02 [2.560] | 75.18 [2.960] | 71.12 [2.800] | 60.96 [2.400] | 44 | 1-499160-3 |
| | 78.74 [3.100] | 96.52 [3.800] | 90.42 [3.560] | 100.58 [3.960] | 96.52 [3.800] | 86.36 [3.400] | 64 | 1-499160-2 |
| OBSOLETE | 73.66 [2.900] | 91.44 [3.600] | 85.34 [3.360] | 95.50 [3.760] | 91.44 [3.600] | 81.28 [3.200] | 60 | 1-499160-1 |
| | 60.96 [2.400] | 78.74 [3.100] | 72.64 [2.860] | 82.80 [3.260] | 78.74 [3.100] | 68.58 [2.700] | 50 | 1-499160-0 |
| | 48.26 [1.900] | 66.04 [2.600] | 59.94 [2.360] | 70.10 [2.760] | 66.04 [2.600] | 55.88 [2.200] | 40 | 499160-9 |
| | 40.64 [1.600] | 58.42 [2.300] | 52.32 [2.060] | 62.48 [2.460] | 58.42 [2.300] | 48.26 [1.900] | 34 | 499160-8 |
| OBSOLETE | 35.56 [1.400] | 53.34 [2.100] | 47.24 [1.860] | 57.40 [2.260] | 53.34 [2.100] | 43.18 [1.700] | 30 | 499160-7 |
| | 30.48 [1.200] | 48.26 [1.900] | 42.16 [1.660] | 52.32 [2.060] | 48.26 [1.900] | 38.10 [1.500] | 26 | 499160-6 |
| OBSOLETE | 27.94 [1.100] | 45.72 [1.800] | 39.62 [1.560] | 49.78 [1.960] | 45.72 [1.800] | 35.56 [1.400] | 24 | 499160-5 |
| | 22.86 [.900] | 40.64 [1.600] | 34.54 [1.360] | 44.70 [1.760] | 40.64 [1.600] | 30.48 [1.200] | 20 | 499160-4 |
| | 17.78 [.700] | 35.56 [1.400] | 29.46 [1.160] | 39.62 [1.560] | 35.56 [1.400] | 25.40 [1.000] | 16 | 499160-3 |
| | 15.24 [.600] | 33.02 [1.300] | 26.92 [1.060] | 37.08 [1.460] | 33.02 [1.300] | 22.86 [.900] | 14 | 499160-2 |
| | 10.16 [.400] | 27.94 [1.100] | 21.84 [.860] | 32.00 [1.260] | 27.94 [1.100] | 17.78 [.700] | 10 | 499160-1 |

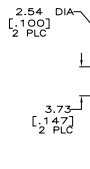


VIEW S-S

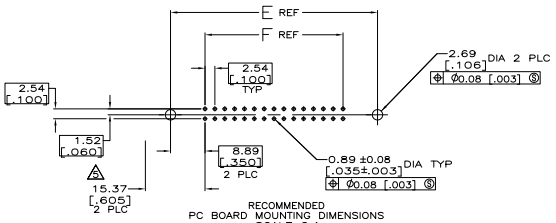


RECOMMENDED PC BOARD MOUNTING DIMENSIONS
SCALE 2:1

THIS DRAWING IS A CONTROLLED DOCUMENT.

| | | |
|---|---|---|
| TOL | H.MOLL | 6-23-90 |
| DR | | 11-28-90 |
| APVD | S. GOOD | 11-28-90 |
| PRODUCT SPEC | 108-40018 | |
| APPLICATION SPEC | — | |
| WEIGHT | — | |

DIMENSIONS: mm [INCHES]
TOLERANCE UNLESS OTHERWISE SPECIFIED: 0 PLC ± –; 1 PLC ± –; 2 PLC ± 0.13[.005]; 3 PLC ± –; 4 PLC ± –; ANGLES ± –
MATERIAL: HOUSING & LATCHES SR, SNV-2 NATURAL; POSTS: PHOS BRONZE SR BRASS
FINISH: 6

Tyco Electronics Corporation
Harrisburg, PA 17105-3608

NAME: HEADER ASSY, UNIVERSAL, AMP-LATCH

| SIZE | CAGE CODE | DRAWING NO | RESTRICTED TO |
|---|---|---|---|
| A1 | 00779 | C-499160 | — |

CUSTOMER DRAWING | SCALE 4:1 | SHEET 1 OF 1 | REV K

4805 (1/98)

Downloaded from Elcodis.com electronic components distributor