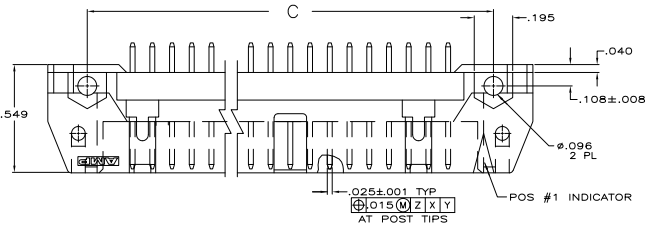
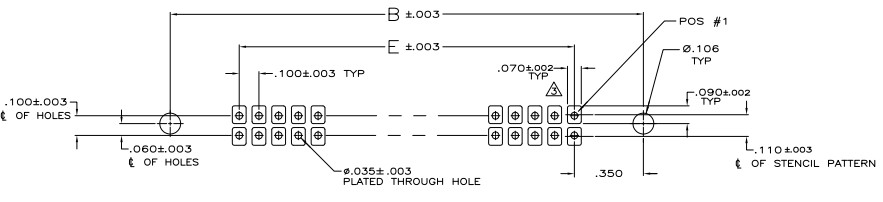
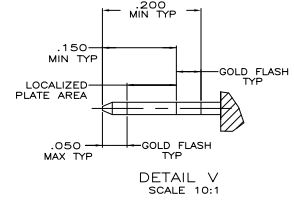
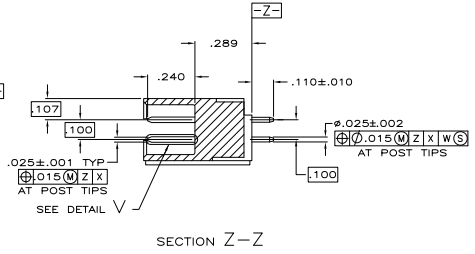
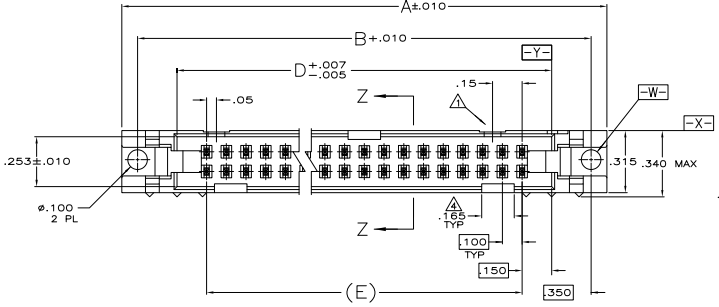


REV	DATE	DESCRIPTION	BY	CHK	APP
00					
1		REVISED PER ECO-08-04045			



- △ NO SNAP-IN POLARIZING FEATURE ON THIS END FOR 10 & 14 POS. HEADERS.
- △ POSTS: GOLD FLASH OVER PALLADIUM-NICKEL PLATE, .000030 MIN TOTAL ON THE LOCALIZED PLATE AREA, .000100 MIN TIN PLATE ON THE SOLDER-TAIL, .000050 MIN NICKEL UNDERPLATE ON THE ENTIRE POST.
 -OR-
 .000030 MIN GOLD PLATE ON THE LOCALIZED PLATE AREA, .000100 MIN TIN PLATE ON THE SOLDER-TAIL, .000050 MIN NICKEL UNDERPLATE ON THE ENTIRE POST.
- △ RECOMMENDED STENCIL THICKNESS EQUALS .010
- △ FOR 10 POS HEADER ONLY, ONE SLOT LOCATED AS SHOWN.
- △ MOLDED PARTS: FLAME RETARDANT PCT, UL94V-0 RATED, COLOR RED.
 POSTS: PHOS BRONZE OR BRASS.



RECOMMENDED
 P C BOARD MOUNTING DIMENSIONS

	3.100	3.400	3.560	3.80	3.96	64	1-5111008-2
	2.900	3.200	3.360	3.60	3.76	60	1-5111008-1
	2.400	2.700	2.860	3.10	3.26	50	1-5111008-0
	1.800	2.200	2.360	2.60	2.76	40	5111008-9
	1.600	1.900	2.060	2.30	2.46	34	5111008-8
	1.400	1.700	1.860	2.10	2.26	30	5111008-7
OBSOLETE	1.200	1.500	1.660	1.90	2.06	26	5111008-6
OBSOLETE	.900	1.200	1.360	1.60	1.76	20	5111008-4
OBSOLETE	.700	1.000	1.160	1.40	1.56	16	5111008-3
OBSOLETE	.600	.900	1.060	1.30	1.46	14	5111008-2
OBSOLETE	.400	.700	.860	1.10	1.26	10	5111008-1

THIS DRAWING IS A CONTROLLED DOCUMENT.

DESIGNED BY	REVISED BY	DATE
DRN	WJ	01-27-81
CHECKED BY	DATE	
WJ	01-27-81	
APPROVED BY	DATE	
WJ	01-27-81	

EDCBA NO. OF POS. PART NO.
 TTI Electronics Corporation
 Harrisburg, PA 17105-3608
 AMP-LATCH UNIVERSAL HEADER, 25 SQ
 POST, .100 X .100 CL STRAIGHT,
 FOR VAPOR-PHASE APPLICATIONS
 SIZE DATE SIZE DRAWING NO. REVISED TO
 A1 00779 C=5111008
 CUSTOMER DRAWING DATE 4-1 SHEET 1 OF 1