

4

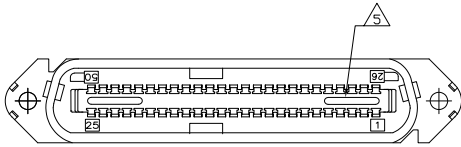
3

2

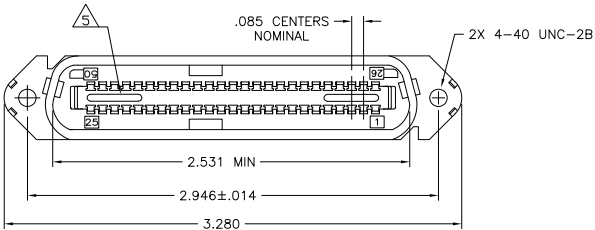
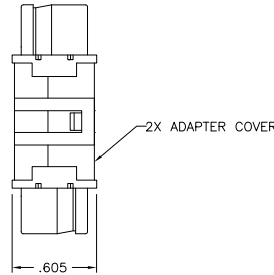
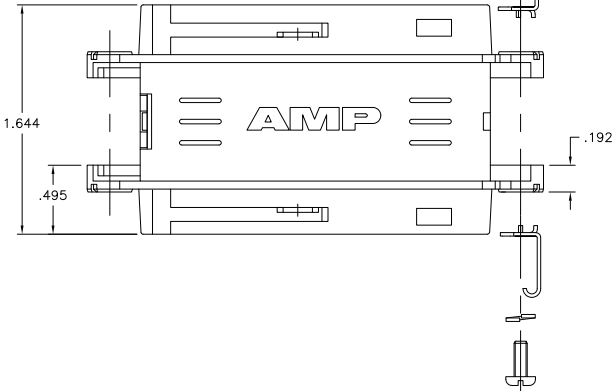
1

THIS DRAWING IS UNPUBLISHED. RELEASED FOR PUBLICATION
 © COPYRIGHT BY TYCO ELECTRONICS CORPORATION. ALL RIGHTS RESERVED.

LOC		DIBT		REVISIONS		
P	LTR	DESCRIPTION	DATE	BY	APPD	
B		REVISED PER ECO-08-007327	02OCT08	BM	WM	



1. LIKE NUMBERED CONTACTS ON BOTH CONNECTORS ARE ELECTRICALLY COMMON.
2. THE CONTACT SURFACES OF THE TERMINALS ARE COATED WITH LUBRICANT.
3. MATERIAL:
 HOUSING & COVERS: POLYOHENYLENE, BLACK.
 TERMINAL - HIGH STRENGTH COPPER ALLOY PLATED WITH EITHER .000030 MIN GOLD OR GOLD FLASH OVER PALLADIUM NICKEL PLATE, .000030 MIN TOTAL ON MATING SURFACE. .000050 MIN NICKEL UNDERPLATE OVER ENTIRE TERMINAL.
 HARDWARE, ZINC PLATED STEEL.
4. ALL DIMENSIONS ARE MAXIMUM UNLESS OTHERWISE SPECIFIED.
5. CORING MAY OR MAY NOT APPEAR AND IS AT THE DISCRETION OF AMP.



PACKAGING	DESCRIPTION	PART NUMBER
ONE KIT PER POLY BAG	WITHOUT J HOOK AND HARDWARE	5554876-2
ONE KIT PER POLY BAG	WITH J HOOK AND HARDWARE	5554876-1

THIS DRAWING IS A CONTROLLED DOCUMENT.		DR. S. MCMASTER	26OCT08	Tyco Electronics Corporation	
DIMENSIONS:		DR. W. MILLHIMES	26OCT08	Harrisburg, PA 17105-3608	
INCHES		APPD. W. MILLHIMES	26OCT08	NAME	
OTHER DIMENSIONS:		PRODUCT SPEC		APPLICATION SPEC	
MATERIAL		FINISH	WEIGHT	SIZE	CAGE CODE
CUSTOMER DRAWING				A2	00779C-5554876
				SCALE	2:1
				SHEET	1 of 1
				REV	B

AMP 1471-9 REV 31MM2000

5554876

A