

4

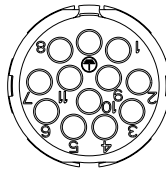
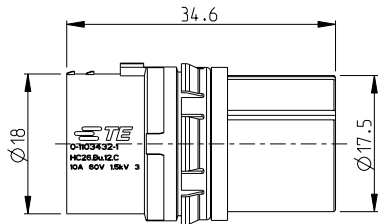
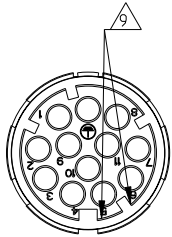
3

2

1

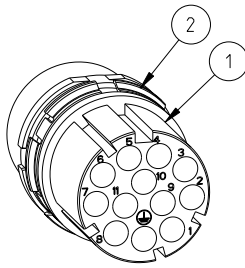
THIS DRAWING IS UNPUBLISHED. RELEASED FOR PUBLICATION 2006
 © COPYRIGHT 2006 Tyco Electronics AMP GmbH ALL RIGHTS RESERVED.

LOC	DIST	REVISIONS			
P	LTR	DESCRIPTION	DATE	DWN	APVD
B4		ECR-11-015647	27JUL2011	GW	BR
C1		ECR-11-018403	07SEP2011	OH	BR
C2		ECR-11-021475	18NOV2011	GW	BR



Notes

- 1 SUITABLE HOUSINGS: SERIES HC26
CUSTOMER DRAWING: 11034XX/33/34/36/37/39/40/70
- 2 OUTER DIMENSIONS OF INSULATION: MAX. Ø3.2 MM
- 3 SUITABLE CRIMP CONTACTS:
CUSTOMER DRAWING: 166824
- 4 SUITABLE SUB-MIN. COAXICON CONTACTS:
CUSTOMER DRAWING: 51565
- 5 SUITABLE LWL (OPTICS) CONTACTS:
CUSTOMER DRAWING: 216342 AND 1102921
- 6 SUITABLE INSERTION TOOL:
CUSTOMER DRAWING: 1102855
- 7 SUITABLE EXTRACTION TOOL:
CUSTOMER DRAWING: 1102855
- 8 STANDARDS:
DIN EN 61984, DIN EN 60664-1
- 9 POLARIZATION RIPS
- 10 PACKAGING PN 0-1:
40 SETS IN A CARTON
- 11 PACKAGING PN 0-2:
500 SETS IN A CARTON



PN 0-1 AS SHOWN

QTY/PN	DESCRIPTION	MATERIAL	SURFACE/COLOR	NOTE	ITEM
1	1	RETAINING RING	PA66-GF25	GREY	SERIES HC26, INSERT
1	1	FEMALE INSERT	PBT-GF10	GREY	SERIES HC26, 12 POS., TYPE III+
0-2	0-1	DESCRIPTION	MATERIAL	SURFACE/COLOR	NOTE

PARTS LIST (PER UNIT)

THIS DRAWING IS A CONTROLLED DOCUMENT.		DWN H.BRAUN 08NOV2007		TE Connectivity	
DIMENSIONS: mm		CHK T.VETTER 28OCT2008			
TOLERANCES UNLESS OTHERWISE SPECIFIED:		APVD T.SCHNURPFIL 28OCT2008		NAME FEMALE INSERT ASS'Y	
0 PLC ±		PRODUCT SPEC 108-74097		SERIES HC26, 12-POS., TYPE III+	
1 PLC ±		APPLICATION SPEC 114-74103		POWER 4 NET	
2 PLC ±		WEIGHT -		SIZE CAGE CODE DRAWING NO	
3 PLC ±		MATERIAL -		A3 00779 C=1103432	
4 PLC ±		FINISH -		RESTRICTED TO	
ANGLES ±		CUSTOMER DRAWING		SCALE 2:1 SHEET 1 of 1 REV C2	