

4

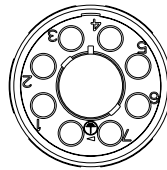
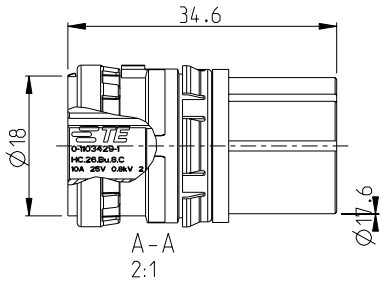
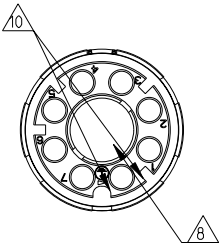
3

2

1

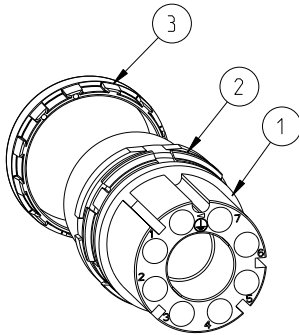
THIS DRAWING IS UNPUBLISHED. RELEASED FOR PUBLICATION 2006  
 © COPYRIGHT 2006 Tyco Electronics AMP GmbH ALL RIGHTS RESERVED.

LOC	DIST	REVISIONS			
P	LTR	DESCRIPTION	DATE	DNW	APVD
B4		ECR-11-002481	03FEB2011	VG	GW
C1		ECR-11-018403	07SEP2011	OH	BR
C2		ECR-11-021475	18NOV2011	GW	BR



Notes

- 1 SUITABLE HOUSINGS: SERIES HC26  
CUSTOMER DRAWING: 1103433, 1103434
- 2 OUTER DIMENSIONS OF INSULATION: MAX. Ø3.2 MM
- 3 SUITABLE CRIMP CONTACTS:  
CUSTOMER DRAWING: 166824
- 4 SUITABLE SUB-MIN. COAXICON CONTACTS:  
CUSTOMER DRAWING: 51565
- 5 SUITABLE LWL (OPTICS) CONTACTS:  
CUSTOMER DRAWING: 216342 AND 1102921
- 6 SUITABLE INSERTION TOOL:  
CUSTOMER DRAWING: 1102855
- 7 SUITABLE EXTRACTION TOOL:  
CUSTOMER DRAWING: 1102855
- 8 SUITABLE SIGNAL INSERT:  
CUSTOMER DRAWING: 1103427
- 9 STANDARDS:  
DIN EN 61984, DIN EN 60664-1
- 10 POLARIZATION RIPS
- 11 PACKAGING:  
40 SETS IN A CARTON



PN 0-1 AS SHOWN

QTY	DESCRIPTION	MATERIAL	SURFACE/COLOR	NOTE	ITEM
1	ADAPTOR RING	PBT-GF10	GREY	SERIES HC26, INSERT	3
1	RETAINING RING	PA66-GF25	GREY	SERIES HC26, INSERT	2
1	FEMALE INSERT	PBT-GF10	GREY	SERIES HC26, 8-POS., TYPE III+	1

PARTS LIST

THIS DRAWING IS A CONTROLLED DOCUMENT.		OWN H.BRAUN 08NOV2007	TE Connectivity		
DIMENSIONS: mm		CHK T.VETTER 28OCT2008	NAME <b>STE</b> FEMALE INSERT ASS'Y SERIES HC26, 8-POS., TYPE III+ POWER 4 NET		
TOLERANCES UNLESS OTHERWISE SPECIFIED:		APVD T.SCHNURPFIL 28OCT2008			
0 PLC ±		PRODUCT SPEC 108-74097	SIZE A3	CAGE CODE 00779	DRAWING NO C=1103429
1 PLC ±		APPLICATION SPEC 114-74103	RESTRICTED TO		
2 PLC ±		WEIGHT -			
3 PLC ±		CUSTOMER DRAWING	SCALE 2:1	SHEET 1 of 1	REV C2
4 PLC ±					
ANGLES ±					
FINISH -					

1470-19 (3/11)

Pro/ENGINEER DRAWING