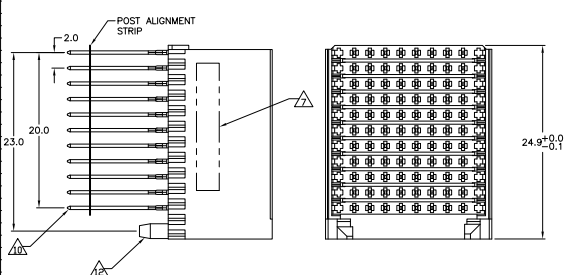


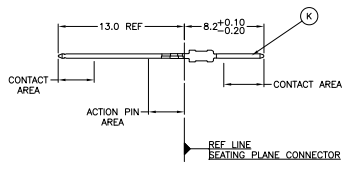
THIS DRAWING IS UNPUBLISHED. ALL RIGHTS RESERVED.  
 © 2008 BY TYS ELECTRONICS CORPORATION. ALL RIGHTS RESERVED.

REV	DATE	DESCRIPTION	BY	CHKD
A	17APR04	REVISED PER EEN 0212-0303-05	JDP	GES
B	10SEP10	ECR-10-018652	JS	MOW

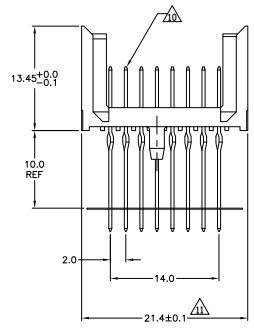
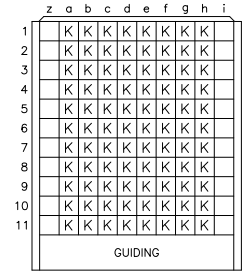
### CONNECTOR ASSEMBLY EXAMPLARY LOADED



### CONTACT DIMENSIONS SCALE 5:1

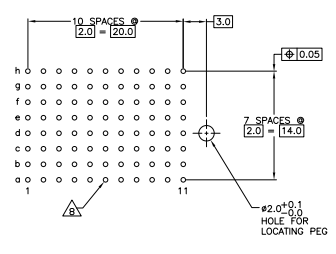


### CONTACT LAYOUT



### RECOMMENDED PCB-HOLE LAYOUT COMPONENT SIDE SHOWN

### PLATED THRU HOLES PARAMETERS REFERENCE APPLICATION SPECIFICATION



FINISH	PART NUMBER
△△△△△	1-5646514-9
△△△△△	5646514-9
△△△△△	5646514-4
△△△△△	5646514-1

THIS DRAWING IS A CONTROLLED DOCUMENT.		DESIGNED BY	DATE	REVISED BY	DATE	REVISED BY	DATE	REVISED BY	DATE
DRAWN BY		DESIGNED BY	DATE	REVISED BY	DATE	REVISED BY	DATE	REVISED BY	DATE
CHECKED BY		DESIGNED BY	DATE	REVISED BY	DATE	REVISED BY	DATE	REVISED BY	DATE
APPROVED BY		DESIGNED BY	DATE	REVISED BY	DATE	REVISED BY	DATE	REVISED BY	DATE
SEE TABLE		DESIGNED BY	DATE	REVISED BY	DATE	REVISED BY	DATE	REVISED BY	DATE
CUSTOMER DRAWING		DESIGNED BY	DATE	REVISED BY	DATE	REVISED BY	DATE	REVISED BY	DATE

AMP 465 REV 2/2008

THIS DRAWING IS UNPUBLISHED. ALL RIGHTS RESERVED.  
 © 2005 TELCORD TECHNOLOGIES CORPORATION. ALL RIGHTS RESERVED.

REV	DATE	DESCRIPTION	BY	CHKD	APPD
AD	00	SEE SHEET 1			

- △ MATERIAL:  
CONTACT: PHOSPHOR BRONZE.  
HOUSING: GLASS-FILLED POLYESTER.
- △ GENERAL PLATING SPECIFICATION: UNDERPLATING  
(ENTIRE CONTACT): 1.27µm MIN NICKEL AND ACTION  
PIN: 0.5µm MIN TIN.  
FOR PLATING OF MATING SURFACES SEE APPLICABLE  
SPECIFICATION REFERENCE FOR EACH DASH NUMBER.
- △ CONFORMS TO ALL TESTING ACCORDING TO IEC 61076-4-101  
PERFORMANCE LEVEL 2.
- △ CONFORMS TO ALL TESTING ACCORDING TO IEC 61076-4-101  
PERFORMANCE LEVEL 1.
- △ CONNECTOR TESTED AND QUALIFIED AGAINST TELCORDIA GR-1217-CORE QUALITY LEVEL 3,  
CENTRAL OFFICE APPLICATIONS.
- △ CONNECTOR TESTED AND QUALIFIED AGAINST TELCORDIA GR-1217-CORE QUALITY LEVEL 3,  
UNCONTROLLED ENVIRONMENT APPLICATIONS.
- △ CONNECTOR MARKED WITH PART NUMBER AND DATE CODE.  
ADDITIONAL CHARACTERS OR MARKINGS, AS WELL AS THE LOCATION OF THE MARKINGS,  
MAY BE ADDED FOR TRACEABILITY BASED UPON MANUFACTURERS DISCRETION.
- △ PLATED-THROUGH HOLES AT 2x2mm SQUARE GRID  
PATTERN DEFINED BY CONTACT LAYOUT.
- △ FOR ACTUAL PIN LOADING SEE "CONTACT LAYOUT".
- △ FOR ACTUAL PIN DIMENSIONS SEE "CONTACT DIMENSIONS".
- △ TO BE MEASURED AT BOTTOM OF SHROUD.
- △ LOCATION PEG.
- △ CONNECTOR LUBRICATED WITH BELCORE APPROVED LUBRICANT,  
TECHNICAL REFERENCE: TR-NWT-001217 ISSUE 1, SEP 1992.

THIS DRAWING IS A CONTROLLED DOCUMENT.		DESIGNED BY	DATE	Telco <b>TELETYPE</b>		Telco Electronics Corporation Harrisburg, Pa 17105-3608	
DRAWN BY		DESIGNED BY	DATE	CHECKED BY		DATE	
DIMENSIONS		INCHES	MILLIMETERS	DATE		DATE	
108-19082		108-19082	108-19082	DATE		DATE	
114-19029		114-19029	114-19029	DATE		DATE	
SEE SHEET 1		SEE SHEET 1	SEE SHEET 1	DATE		DATE	
CUSTOMER DRAWING		A100779		G=5646514		REV 2	