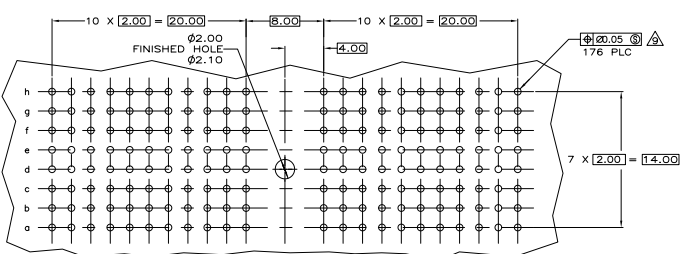
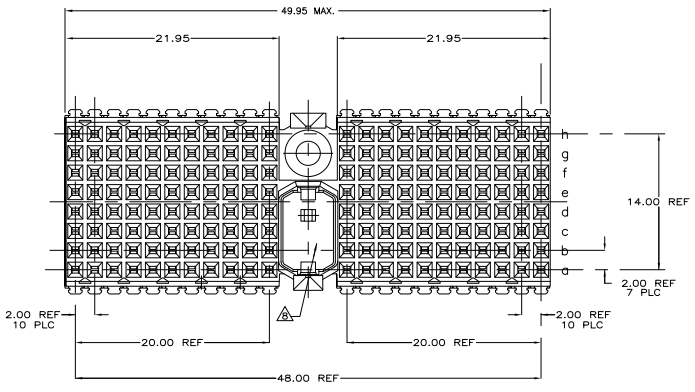
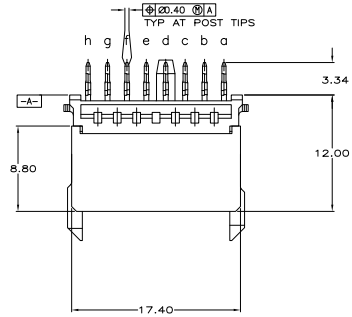
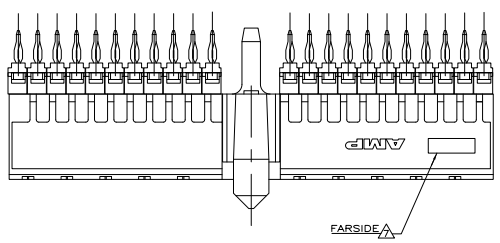


THIS DRAWING IS UNPUBLISHED
 © 2008 TELCORD BY TELCORP. ALL RIGHTS RESERVED.

REV	DATE	DESCRIPTION	BY	CHK
AD 00				
A1	REV PER ECD-10-00444		QNDV09	KK AEG
B	ECR-10-018652		10SEP10	JS MQW
C	ECD-11-02461		12DEC11	BY MOW



RECOMMENDED PCB HOLE LAYOUT
 COMPONENT SIDE SHOWN

PLATED THRU HOLES PARAMETERS
 REFERENCE APPLICATION SPECIFICATION

- △ MATERIAL:
 CONTACT: PHOSPHOR BRONZE
 HOUSING: GLASS-FILLED POLYESTER.
- △ GENERAL PLATING SPECIFICATION: UNDERPLATING
 (ENTIRE CONTACT); 1.27µm MIN NICKEL AND ACTION
 PIN: 0.5µm MIN TIN.
 FOR PLATING OF MATING SURFACES SEE APPLICABLE
 SPECIFICATION REFERENCE FOR EACH DASH NUMBER.
- △ CONFORMS TO ALL TESTING ACCORDING TO IEC 61076-4-101
 PERFORMANCE LEVEL 2.
- △ CONFORMS TO ALL TESTING ACCORDING TO IEC 61076-4-101
 PERFORMANCE LEVEL 1.
- △ CONNECTOR TESTED AND QUALIFIED AGAINST TELCORDIA GR-1217-CORE QUALITY LEVEL 3,
 CENTRAL OFFICE APPLICATIONS.
- △ CONNECTOR TESTED AND QUALIFIED AGAINST TELCORDIA GR-1217-CORE QUALITY LEVEL 3,
 UNCONTROLLED ENVIRONMENT APPLICATIONS.
- △ CONNECTOR MARKED WITH PART NUMBER AND DATE CODE.
 ADDITIONAL CHARACTERS OR MARKINGS, AS WELL AS THE LOCATION OF THE MARKINGS,
 MAY BE ADDED FOR TRACEABILITY BASED UPON MANUFACTURERS DISCRETION.
- △ AREA RESERVED FOR KEYING PART (BASIC P.N. 100526).
- △ PLATED-THROUGH HOLES AT 2x2mm SQUARE GRID
 176 HOLES.
- △ CONNECTOR LUBRICATED WITH BELCORE APPROVED LUBRICANT,
 TECHNICAL REFERENCE: TR-NWT-001217 ISSUE 1, SEP 1992.
- △ OBSOLETE PARTS: OBSOLETE CIS STREAMLINING PER D.RENAUD/D.SINISI

OBsolete	Part Number
△	1-5646538-9
△	5646538-9
△	5646538-9
△	5646538-1

THIS DRAWING IS A CONTROLLED DOCUMENT.

DESIGNED BY	REVISED BY	DATE	DESCRIPTION
108-1622	114-19029		RECEPTACLE ASSEMBLY, VERTICAL, 176 POSN., TYPE D, 8 ROW, Z-PACK 2mm HW

DATE: 11-19-02
 DRAWING NO: 108-1622
 REVISED BY: 114-19029
 CUSTOMER DRAWING

TEL: 610-309-1111 FAX: 610-309-1112
 108-1622-1