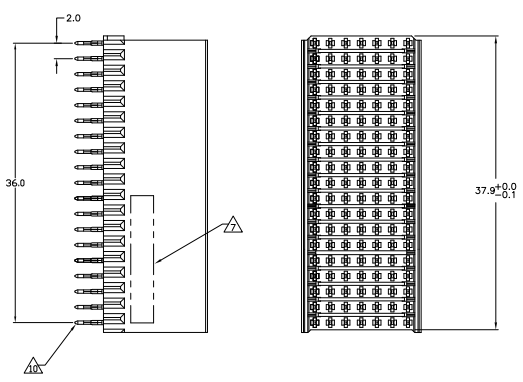


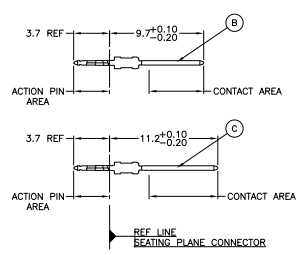
THIS DRAWING IS UNPUBLISHED
 ALL RIGHTS RESERVED

REV	DATE	DESCRIPTION	BY	CHK	APP
A1		REVISED PER ECO-11-005033			

**CONNECTOR ASSEMBLY
 EXAMPLARY LOADED**

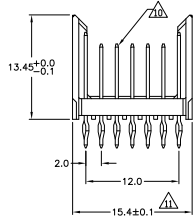


CONTACT DIMENSIONS
 SCALE 5:1



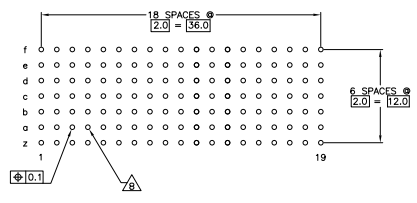
CONTACT LAYOUT

	z	a	b	c	d	e	f
1	C	B	B	B	B	B	C
2	C	B	B	B	B	B	C
3	C	B	B	B	B	B	C
4	C	B	B	B	B	B	C
5	C	B	B	B	B	B	C
6	C	B	B	B	B	B	C
7	C	B	B	B	B	B	C
8	C	B	B	B	B	B	C
9	C	B	B	B	B	B	C
10	C	B	B	B	B	B	C
11	C	B	B	B	B	B	C
12	C	B	B	B	B	B	C
13	C	B	B	B	B	B	C
14	C	B	B	B	B	B	C
15	C	B	B	B	B	B	C
16	C	B	B	B	B	B	C
17	C	B	B	B	B	B	C
18	C	B	B	B	B	B	C
19	C	B	B	B	B	B	C



**RECOMMENDED PCB-HOLE LAYOUT
 COMPONENT SIDE SHOWN**

PLATED THRU HOLES PARAMETERS
 REFERENCE APPLICATION SPECIFICATION



OBsolete	1-5352033-0
	5352033-9
	5352033-4
	5352033-1
FINISH	PART NUMBER

THIS DRAWING IS A CONTROLLED DOCUMENT.		REVISED PER ECO-11-005033	DATE	11-11-08	BY	SKUPPER	CHECKED	DATE	108-19082	REVISED PER	114-19029	DATE	00779	DATE	0352033	REVISED TO	
DESCRIPTION	MALE ASSEMBLY, 2-PACK 2mm HM, TYPE B	CUSTOMER DRAWING	REVISED PER	ECO-11-005033	DATE	11-11-08	BY	SKUPPER	CHECKED	DATE	108-19082	REVISED PER	114-19029	DATE	00779	DATE	0352033

