

Specification Status: RELEASED

Max Electrical Rating at 20°C

Operating Voltage: **60V_{DC}**




Interrupt Current: **3A_{RMS}**

Fault Voltage: **600V_{RMS}**

Terminal Material: Tin plated brass

Case Material: 1000 V Dielectric rating

Marking:

-  Raychem Logo
-  T20 Part Identification
-  Lot Identification

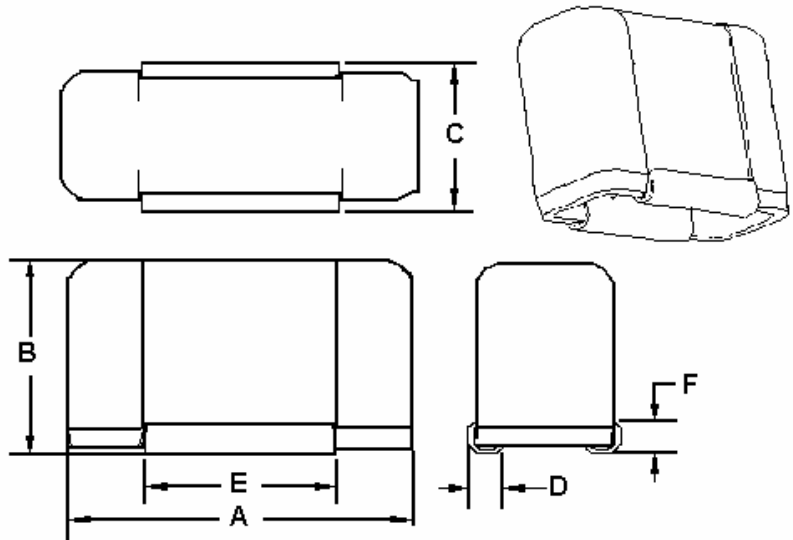


TABLE I. DIMENSIONS:

	A		B		C		D		E		F	
	MIN	MAX	MIN	MAX	MIN	MAX	MIN	MAX	MIN	MAX	MIN	MAX
mm:	18.29	19.43	11.56	12.32	7.24	8.26	1.65	2.41	9.91	10.41	1.52	2.29
in*:	(0.720)	(0.765)	(0.455)	(0.485)	(0.285)	(0.325)	(0.065)	(0.095)	(0.390)	(0.410)	(0.060)	(0.090)

*Rounded off approximation

TABLE II. PERFORMANCE RATINGS @ 20°C (unless otherwise noted):

I HOLD (A)		RESISTANCE (Ω)				TIME TO TRIP(s)	OPERATING Temperature (°C)		Power Dissipation
20°C	70°C	R MIN	R MAX	R ₁ Inst*	R ₁ MAX**	@ 1A TYP	MIN	MAX	Watts, Typical
0.200	0.110	4.0	7.5	13.5	13.5	12	-40	85	2.5

*Post Reflow Resistance, measured after one hour.

**Maximum device resistance at 20°C measured 1 hour post trip.

Resistance Matched 0.5 Ohm

Agency Recognitions: CSA, UL Recognition file #E74889

Reference Documents: PS300

Precedence: This specification takes precedence over documents referenced herein.

Effectivity: Reference documents shall be the issue in effect on the date of invitation for bid.

CAUTION: Operation beyond the rated voltage or current may result in rupture, electrical arcing or flame.

Materials Information

ROHS Compliant

ELV Compliant

Pb-Free

Directive 2002/95/EC
Compliant

Directive 2000/53/EC
Compliant

