

4

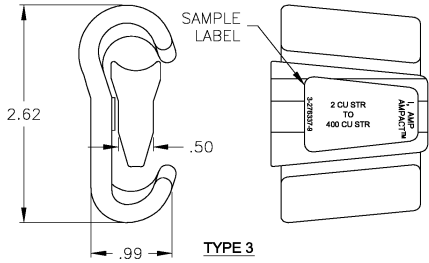
3

2

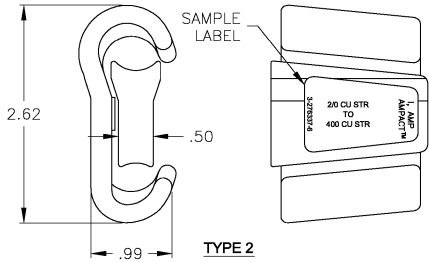
1

THIS DRAWING IS UNPUBLISHED. RELEASED FOR PUBLICATION. ALL RIGHTS RESERVED.

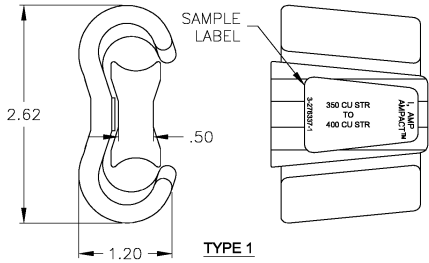
LOC	DIST	REVISIONS					
		P	LIK	DESCRIPTION	DATE	OWN	APPD
CA	1	F1		REVISED PER ECO-11-005294	06APR11	RK	HMR



TYPE 3



TYPE 2



TYPE 1

ITEM #2	ITEM #1	TYPE	WIRE SIZE	PART NO
			300 MCM - 6 AWG	6-276337-5
			300 MCM - 4 AWG	6-276337-4
			300 MCM - 3 AWG	6-276337-3
			300 MCM - 2 AWG	6-276337-2
			300 MCM - 1 AWG	6-276337-1
			300 MCM - 1/0 AWG	6-276337-0
			300 MCM - 2/0 AWG	5-276337-9
			300 MCM - 3/0 AWG	5-276337-8
			300 MCM - 4/0 AWG	5-276337-7
			300 MCM - 250 MCM	5-276337-6
			300 MCM - 300 MCM	5-276337-5
			350 MCM - 6 AWG	5-276337-4
			350 MCM - 4 AWG	5-276337-3
			350 MCM - 3 AWG	5-276337-2
			350 MCM - 2 AWG	5-276337-1
			350 MCM - 1 AWG	5-276337-0
			350 MCM - 1/0 AWG	4-276337-9
			350 MCM - 2/0 AWG	4-276337-8
			350 MCM - 3/0 AWG	4-276337-7
			350 MCM - 4/0 AWG	4-276337-6
			350 MCM - 250 MCM	4-276337-5
			350 MCM - 300 MCM	4-276337-4
			350 MCM - 350 MCM	4-276337-3
			400 MCM - 6 AWG	4-276337-2
			400 MCM - 4 AWG	4-276337-1
			400 MCM - 3 AWG	4-276337-0
			400 MCM - 2 AWG	3-276337-9
			400 MCM - 1 AWG	3-276337-8
			400 MCM - 1/0 AWG	3-276337-7
			400 MCM - 2/0 AWG	3-276337-6

ITEM #2	ITEM #1	TYPE	WIRE SIZE	PART NO
			400 MCM - 3/0 AWG	3-276337-5
			400 MCM - 4/0 AWG	3-276337-4
			400 MCM - 250 MCM	3-276337-3
			400 MCM - 300 MCM	3-276337-2
			400 MCM - 350 MCM	3-276337-1
			400 MCM - 400 MCM	3-276337-0
			450 MCM - 6 AWG	2-276337-9
			450 MCM - 4 AWG	2-276337-8
			450 MCM - 3 AWG	2-276337-7
			450 MCM - 1 AWG	2-276337-6
			450 MCM - 1/0 AWG	2-276337-5
			450 MCM - 2/0 AWG	2-276337-4
			450 MCM - 3/0 AWG	2-276337-3
			450 MCM - 250 MCM	2-276337-2
			450 MCM - 300 MCM	2-276337-1
			450 MCM - 350 MCM	2-276337-0
			450 MCM - 400 MCM	1-276337-9
			450 MCM - 450 MCM	1-276337-8
			500 MCM - 6 AWG	1-276337-7
			500 MCM - 4 AWG	1-276337-6
			500 MCM - 3 AWG	1-276337-5
			500 MCM - 1 AWG	1-276337-4
			500 MCM - 1/0 AWG	1-276337-3
			500 MCM - 2/0 AWG	1-276337-2
			500 MCM - 3/0 AWG	1-276337-1
			500 MCM - 350 MCM	1-276337-0
			500 MCM - 400 MCM	1-276337-0
			500 MCM - 250 MCM	276337-9
			500 MCM - 2 AWG	276337-8
			500 MCM - 2/0 AWG	276337-7
			500 MCM - 4/0 AWG	276337-6
			500 MCM - 500 MCM	276337-5
			450 MCM - 2 AWG	276337-4
			450 MCM - 2/0 AWG	276337-3
			450 MCM - 4/0 AWG	276337-2
			450 MCM - 450 MCM	276337-1

THIS DRAWING IS A CONTROLLED DOCUMENT.

DW: D. MURUGAH	18JAN009		TE Connectivity
CHK: LADIN	18JAN009		
APPD: B. JOHNSON			
DATE: 18JAN009			

AMPACT COPPER TAP ASSEMBLY

SIZE: A2 DATE CODE: 00779 DRAWING NO: C-276337

MATERIAL: REFER TABLE FINISH: CUSTOMER DRAWING

SCALE: 1:1 SHEET 1 OF 1 REV: F1