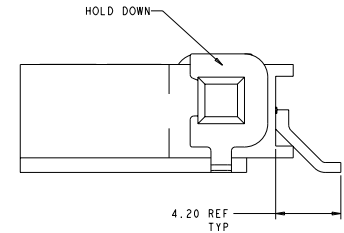
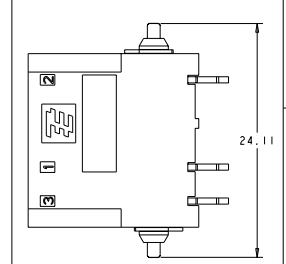
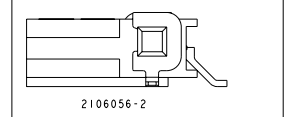
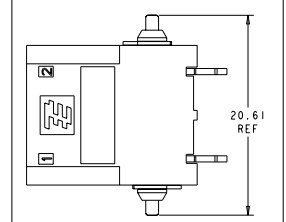


△ MATERIAL: HOUSING: LCP, COLOR: BLACK.  
 CONTACTS: BRASS.  
 FINISH: 2.54µm MIN MATTE TIN OVER NICKEL (ENTIRE POST).  
 HOLD-DOWN: COPPER ALLOY.  
 FINISH: 2.54µm MIN MATTE TIN OVER NICKEL.  
 2. THIS PRODUCT HAS NOT COMPLETED VALIDATION TESTING.  
 △ RECOMMENDED PC BOARD THICKNESS OF 1.57.  
 4. TAPE AND REEL PACKAGING PER EIA-481 SPEC.  
 5. MUST COMPLY WITH DIRECTIVE 2002/95/EC (ROHS).



REV	REVISED PER	DESCRIPTION	DATE	BY	CHK
A2	REVISED PER ECO-11-004820				



10.69	10.81	21.40	27.61	12.46	12.46	4	2106056-8
8.94	10.68	17.90	24.11	8.96	12.46	3	2106056-5
7.19	10.51	14.40	20.61	8.96	8.96	2	2106056-2
DIM F	DIM E	DIM D	DIM C	DIM B	DIM A	POSN	PART NUMBER

THIS DRAWING IS A CONTROLLED DOCUMENT. DATE: 07/28/2009

DRAWING: 2106056-2  
 PART: 2106056-2  
 TITLE: ASSEMBLY RIGHT ANGLE SMT HEADER SLIMLINE SSI CONNECTOR  
 CUSTOMER DRAWING: A100779 © 2106056

DATE: 07/28/2009  
 BY: [Signature]  
 CHECKED: [Signature]  
 APPROVED: [Signature]

STATE: CA  
 COUNTY: SAN JOSE  
 CITY: SAN JOSE  
 ZIP: 95131

CUSTOMER: [Blank]  
 PART NUMBER: 2106056  
 DRAWING NUMBER: A100779

RECOMMENDED PC BOARD PAD LAYOUT, COMPONENT SIDE △ DIMENSIONS APPLY TO ALL POSITIONS UNLESS OTHERWISE NOTED