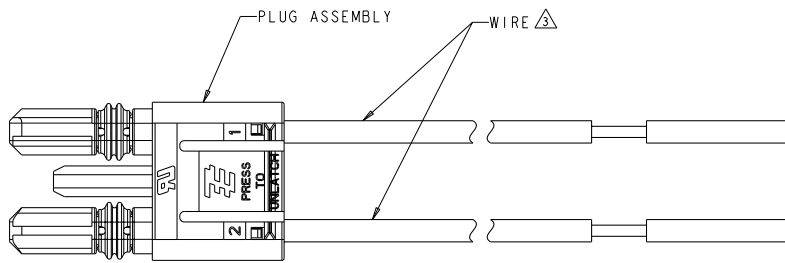
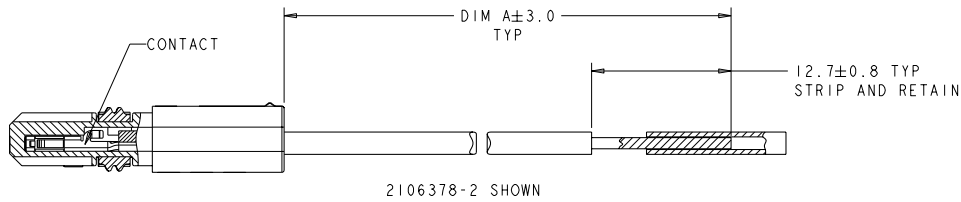


REV	DATE	BY	CHKD	APPV
B	04/20/11	ECC	PJB	
C	23/JUN/11	ECC	PJB	



- △ MATERIALS AND FINISH:  
-CONTACTS: COPPER ALLOY  
FINISH: TIN IN CONTACT AREA OVER NICKEL UNDERPLATE  
-WIRE: 18 AWG, STRANDED, UL 1007 STYLE
- 2. MUST COMPLY WITH DIRECTIVE 2002/95/EC (ROHS)
- △ REFERENCE CHART FOR SPECIFIC WIRE COLOR/POSITION.
- △ CONTACTS 0.000381 THK GOLD STRIPE PRE-PLATED STOCK, REF.



WIRE	AWG	POSN	PART NO.
304.8	20 AWG	4	3-2106378-3
304.8	20 AWG	2	3-2106378-1
101.6	20 AWG	2	2-2106378-8
381.0	18 AWG	2	2-2106378-6
304.8	24 AWG	4	2-2106378-5
304.8	24 AWG	3	2-2106378-4
304.8	24 AWG	2	2-2106378-3
101.6	24 AWG	4	2-2106378-2
101.6	24 AWG	3	2-2106378-1
101.6	24 AWG	2	2-2106378-0
304.8	22 AWG	4	1-2106378-9
304.8	22 AWG	3	1-2106378-8
304.8	22 AWG	2	1-2106378-7
101.6	22 AWG	4	1-2106378-6
101.6	22 AWG	3	1-2106378-5
101.6	22 AWG	2	1-2106378-4
304.8	20 AWG	4	1-2106378-3
304.8	20 AWG	3	1-2106378-2
304.8	20 AWG	2	1-2106378-1
101.6	20 AWG	4	1-2106378-0
101.6	20 AWG	3	2106378-9
101.6	20 AWG	2	2106378-8
304.8	18 AWG	4	2106378-7
304.8	18 AWG	3	2106378-6
304.8	18 AWG	2	2106378-5
101.6	18 AWG	4	2106378-4
101.6	18 AWG	3	2106378-3
101.6	18 AWG	2	2106378-2

WIRE COLOR CHART

4	-	-	BLUE	-	-	BLUE	-	-	BLUE	-	-	BLUE	-	-	BLUE	-	-	BLUE	-	-	BLUE	-			
3	-	WHITE	WHITE	-	WHITE	WHITE	-	WHITE	WHITE	-	WHITE	WHITE	-	WHITE	WHITE	-	WHITE	WHITE	-	WHITE	WHITE	-			
2	RED	RED	RED	RED	RED	RED	RED	RED	RED	RED	RED	RED	RED	RED	RED	RED	RED	RED	RED	RED	RED	RED			
1	BLACK	BLACK	BLACK	BLACK	BLACK	BLACK	BLACK	BLACK	BLACK	BLACK	BLACK	BLACK	BLACK	BLACK	BLACK	BLACK	BLACK	BLACK	BLACK	BLACK	BLACK	RED			
POS	-2	-3	-4	-5	-6	-7	-8	-9	-10	-11	-12	-13	-14	-15	-16	-17	-18	-19	-20	-21	-22	-23	-24	-25	-26

4	-	-	-	-	-	BLUE	
3	-	-	-	-	-	WHITE	
2	-	RED	-	-	RED	RED	
1	-	BLACK	-	-	BLACK	BLACK	
POS	-27	-28	-29	-30	-31	-32	-33

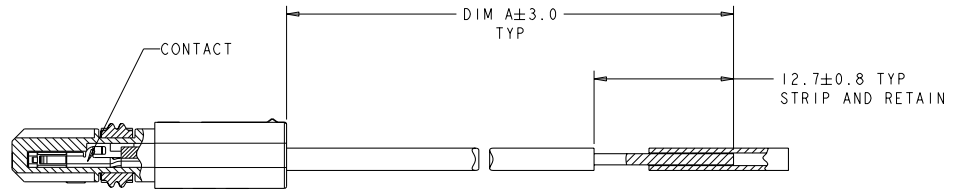
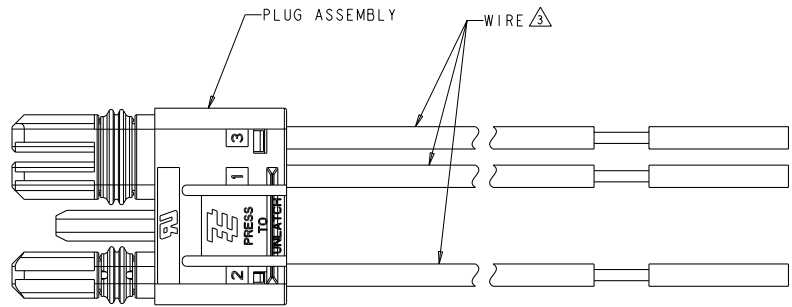
THIS DRAWING IS A CONTROLLED DOCUMENT. DATE: 16APR2009. BY: R. BROWN. CHKD: M. MOSTOLLER. DATE: 16APR2009.

TE Connectivity  
CABLE ASSEMBLY, PLUG, SLIMSEAL SSL CONNECTOR

SCALE: 4:1 SHEET 1 OF 3 REV C

THIS DRAWING IS UNPUBLISHED. BY - RELEASED FOR PUBLICATION 20 ALL RIGHTS RESERVED. COPYRIGHT 20

LOC	DISP	REVISIONS			
P	LYR	DESCRIPTION	DATE	OWN	APPR
-	-	SEE SHEET 1	-	-	-

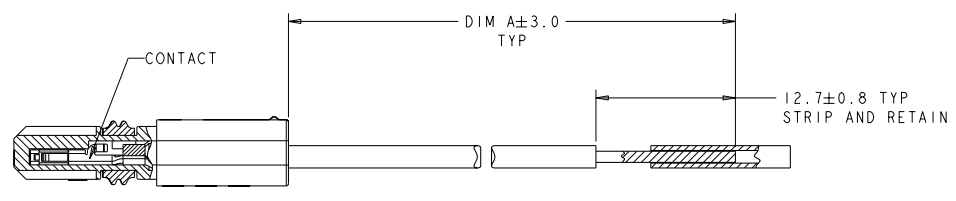
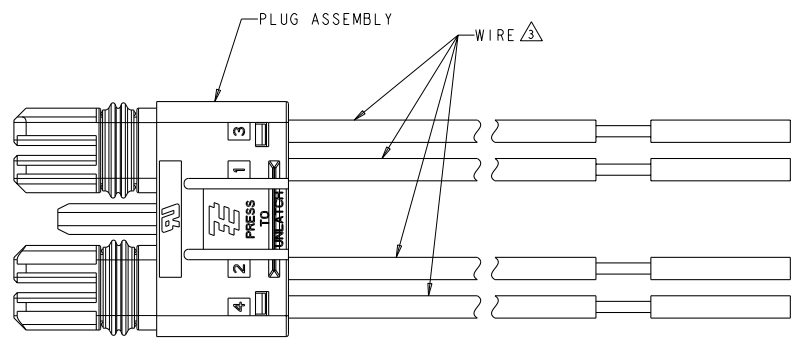


2106378-3 SHOWN

THIS DRAWING IS A CONTROLLED DOCUMENT.		OWN R. BROWN	16APR2009		
DIMENSIONS: mm		CHK M. MOSTOLLER	16APR2009		
TO DRAWING SPECIFICATIONS: 0 PLC ±0.2 1 PLC ±0.2 2 PLC ±0.2 3 PLC ±0.2 4 PLC ±0.2 ANGLES ±0.2		APPR	NAME	<b>CABLE ASSEMBLY, PLUG, SLIMSEAL SSL CONNECTOR</b>	
MATERIAL		FINISH	WEIGHT		RESTRICTED TO
-		-	CUSTOMER DRAWING	SIZE CASE CODE DRAWING NO A200779 ©-2106378	SCALE 4:1 SHEET 2 OF 3 REV C

THIS DRAWING IS UNPUBLISHED. BY - RELEASED FOR PUBLICATION 20 ALL RIGHTS RESERVED. COPYRIGHT 20

LOC	DISP	REVISIONS					
GP	00	P	LYR	DESCRIPTION	DATE	BY	APPR
		-		SEE SHEET 1	-	-	-



2106378-4 SHOWN

THIS DRAWING IS A CONTROLLED DOCUMENT.		OWN R. BROWN	16APR2009		<b>CABLE ASSEMBLY, PLUG, SLIMSEAL SSL CONNECTOR</b>
DIMENSIONS: mm		CHK M. MOSTOLLER	16APR2009		
TOLERANCES UNLESS OTHERWISE SPECIFIED:		APPROV		NAME	RESTRICTED TO
0 PLC	±0.2	PRODUCT SPEC			
1 PLC	±0.2	APPLICATION SPEC			
2 PLC	±0.2	WEIGHT			
3 PLC	±0.2	FINISH			
4 PLC	±0.2	CUSTOMER DRAWING			
ANGLES	±0.2	SCALE		4:1	
MATERIAL		SHEET		3	
		DRAWING NO		A200779	
		CASE CODE		C=2106378	
		REV		3	

1477-9 (2/11)