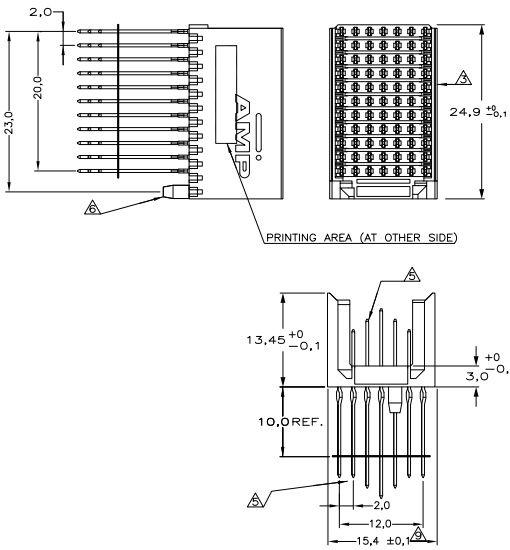
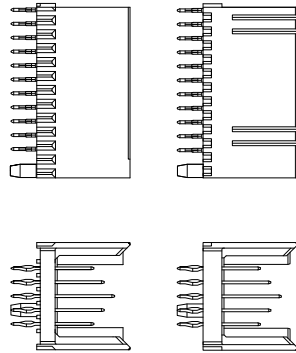


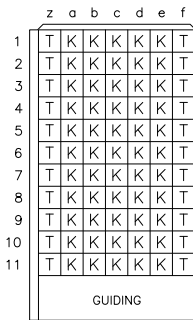
CONNECTOR ASSEMBLY EXEMPLARY LOADED



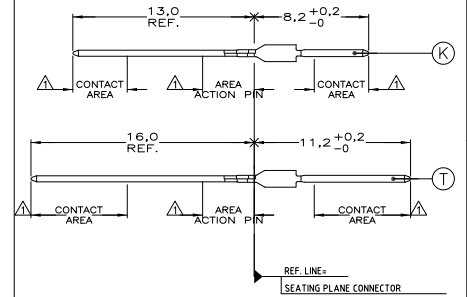
CONNECTOR APPEARANCES POSSIBLE VERSIONS



CONTACT LAYOUT

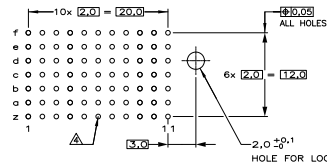


CONTACT DIMENSIONS



NOTES:

- ▲ FOR FINISH TYPES SEE PLATING TABLE.
- ▲ MATERIAL CONTACT: PHOSPHORBRONZE.
- ▲ MATERIAL POST ALIGNMENT STRIP: UNFILLED POLYESTER
- ▲ MATERIAL HOUSING: GREY GLASSFILLED POLYESTER
- ▲ UL-RATING 94V0.
- ▲ CONNECTOR MARKED WITH PART NUMBER AND DATE CODE. (OTHER MARKING OPTIONAL)
- ▲ PLATED-THROUGH HOLES AT 2x2mm SQUARE GRID.
- ▲ FOR ACTUAL PIN LOADING SEE "CONTACT LAYOUT".
- ▲ LOCATION PEG.
- ▲ TO BE MEASURED AT BOTTOM OF SHROUD



RECOMMENDED PCB-HOLE LAY-OUT COMPONENT SIDE SHOWN

P.C.B. HOLE DIM. ACTION PIN
 DRILLED HOLE: 0,7 ± 0,025mm
 FIN. HOLE : 0,55 TO 0,65mm
 Cu-thks : 0,025 TO 0,050mm
 SnPb-thks : 0,004 TO 0,010mm

188637-1	1,27	0,76	0,5-2,5	No	▲
PART NUMBER	UNDER-COATING	CONTACT AREA	ACTION-PIN AREA	CONSERVATION TREATMENT	
	µm Ni MIN.	µm Au MIN.	µm Sn/Pb		
FINISH			MATERIAL		
DIM: Plater Devos COK DATE: 20-NOV-'01 NAME: Tyco Electronics			Tyco Electronics Corporation Oostkamp - BELGIUM		
DIMENSIONS: MM TOLERANCES UNLESS OTHERWISE SPECIFIED: 0-PLD: ±0.2 1-PLD: ±0.2 2-PLD: ±0.2 3-PLD: ±0.2 4-PLD: ±0.2 ANGLES: ±0.2			Z-PACK 2mm HM TYPE C 77 POS. MALE CONNECTOR ASSEMBLY		
MATERIAL: - FINISH: -			SIZE: A2 CAGE CODE: 00779 DRAWING NO: C=188637 RESTRICTED TO: -		
THIS DRAWING IS A CONTROLLED DOCUMENT. CUSTOMER DRAWING			SCALE: 5:1 SHEET: 1 OF 1 REV: C		