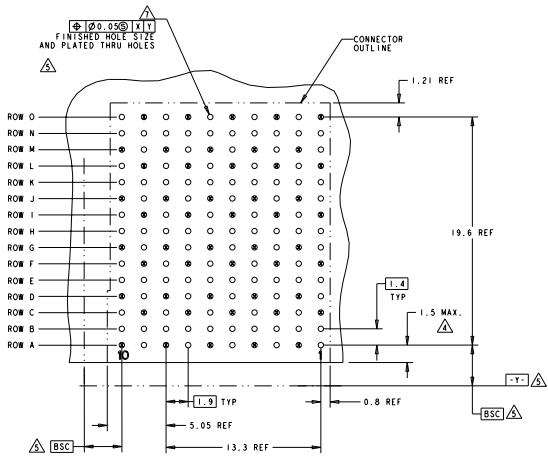
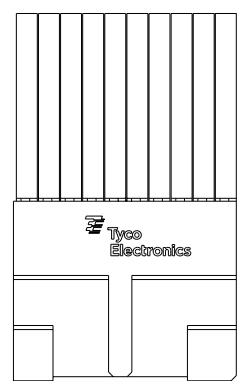


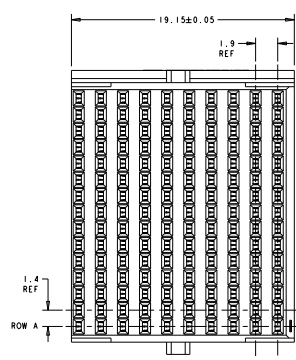
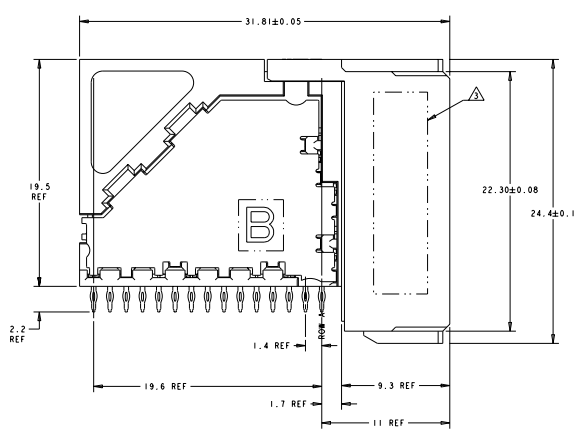
REV	DATE	DESCRIPTION	BY	CHK	APP
A	RELEASED		PLUMMER	BC	BP
B	REVISED PER ECO-99-000400		SMITH	AEG	DO



○ SIGNAL  
 △ GROUND  
 RECOMMENDED PC BOARD LAYOUT  
 DAUGHTER BOARD  
 COMPONENT SIDE SHOWN  
 SCALE 6:1



- △ MATERIAL:  
CONTACT AND SHIELD - PHOS BRONZE  
HOUSING AND CHICKLET - LCP, UL 94V-0, COLOR - BLACK
- △ FINISH:  
CONTACT: MATING AREA - 0.76µm MIN GOLD OVER 1.27µm MIN NICKEL  
COMPLIANT IPIN AREA - 0.5µm MIN MATTE TIN OVER 1.27µm MIN NICKEL  
SHIELD: 1.27µm MIN NICKEL
- △ CONNECTOR MARKED ON EITHER SIDE OF HOUSING WITH PART NUMBER, DATE CODE AND STANDARD IN APPROXIMATE AREA SHOWN.
- △ DIMENSION APPLIES TO CENTERLINE OF THRU HOLE.
- △ DATUMS AND BASIC DIMENSIONS ESTABLISHED BY CUSTOMER.
- △ CONTACT AREA LUBRICATED WITH BELLCORE APPROVED LUBRICANT, TECHNICAL REFERENCE: GR-1217-CORE, ISSUE 1, NOVEMBER 1995.
- △ REFERENCE APPLICATION SPEC 114-13202 FOR RECOMMENDED PLATED THRU HOLE DIAMETER AND PLATING THICKNESSES.
- △ THE GROUNDS IN EACH COLUMN ARE COMMONED.



1934220-1  
PART NUMBER

DATE: 27 JUL 2007	REV: 00	REVISED PER ECO-99-000400	DATE: 27 JUL 2007
BY: SKILLS	CHKD: SKILLS	APP'D: SKILLS	DATE: 27 JUL 2007
REVISED PER ECO-99-000400	REVISED PER ECO-99-000400	REVISED PER ECO-99-000400	REVISED PER ECO-99-000400
RECEPTACLE ASSEMBLY, 5 PAIR, 10 COLUMN		SCALE CODE: 6:1	
CUSTOMER DRAWING		PAGE 6:1	