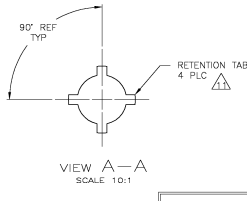
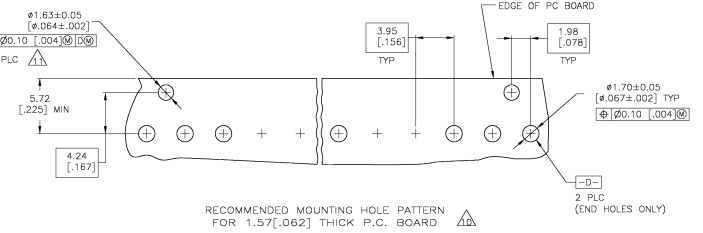
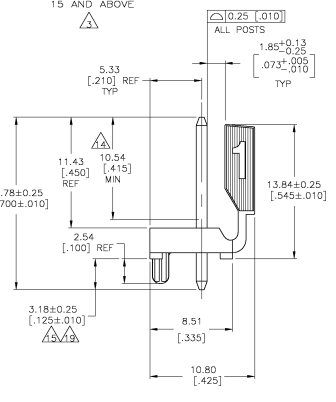
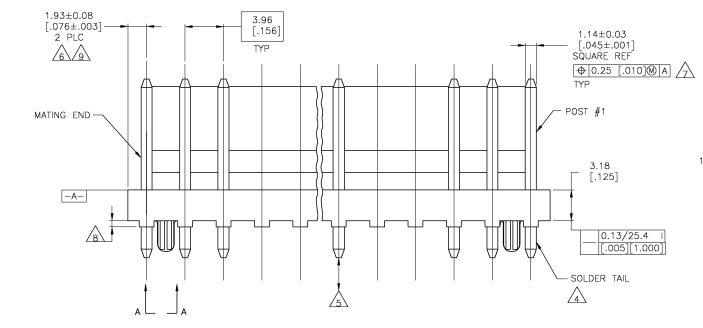
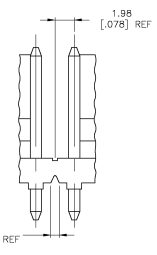
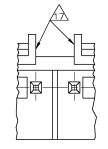
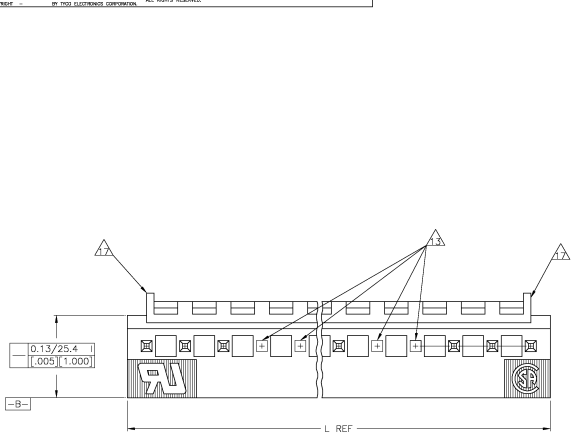


REV	DATE	REVISIONS	BY	CHK	APP
CM	5/4	DESIGN			
E	02/03/1011/04				



RECOMMENDED MOUNTING HOLE PATTERN FOR 1.57 [0.062] THICK P.C. BOARD

- △ MATERIAL
HOUSING: THERMOPLASTIC POLYESTER, GLASS FILLED, UL94V-0.
POST: COPPER ALLOY.
- △ FINISH
HOUSING: NATURAL
POST: SEE NOTES 14 & 15 FOR PLATING
- △ ALL POSITION SIZES HAVE THE BACKWALL NOTCHED ON BOTH ENDS AS SHOWN. POSITION SIZES 15 AND ABOVE HAVE AN INTERRUPTED BACKWALL AT VARIOUS LOCATIONS. (SEE TABLE FOR INTERRUPTION(S) LOCATIONS).
- △ POST SOLDER TAILS COMPLY WITH AMP SOLDERABILITY SPEC 109-11-2.
- △ POST WITHSTANDS 13.34N (3 LB) MIN AXIAL FORCE IN EITHER DIRECTION WITHOUT DISLODGING.
- △ APPLIES AT -A-
- △ PLASTIC PROJECTIONS PERMITTED IN THIS ZONE.
- △ COORDINATE DIMENSIONS APPLIES FROM THE CENTER OF THE ACTUAL FEATURE.
- △ SOLDER SIDE OF BOARD IS SHOWN.
- △ THE RETENTION TABS PROVIDE A ONE-TIME INTERFERENCE FIT IN THE 1.63 [0.064] DIAMETER BOARD HOLE FOR HEADER ASSEMBLY RETENTION DURING SOLDERING. FOUR TABS PER PEG, TWO PEGS PER HEADER ASSEMBLY.
- △ POST NO. 4, 5, 9, 10, 14 & 15 OMITTED.
- △ GOLD PLATE AREA 0.00076 [0.00030] MIN. ALL SIDES OVER NICKEL UNDERPLATE. 0.00127 [0.00050] MIN. ALL SIDES AND ENTIRE LENGTH OF POST.
- △ BRIGHT TIN-LEAD (93/7) PLATE 0.00381 [0.00150] MIN THICK ALL FOUR SIDES 3.18 [1.25] MIN.
- 16. DIMENSIONS IN BRACKETS ARE IN INCHES.
- △ EDGE OF POLARIZING LOCK WALL TO BE IN LINE WITH CENTERLINE OF ADJACENT POST WITHIN (±) 0.13 [0.005].
- △ NOTCH SHOWN MAY OR MAY NOT APPEAR.
- △ MATTE TIN PLATE 0.00381 [0.00150] MIN THICK ALL FOUR SIDES 3.18 [1.25] MIN.

FINISH	BACKWALL, INTERRUPTION(S) BETWEEN POST	L	NO. OF POSITIONS	PART NO
△△	4&5,7&8,11&12,14&15	71.20	18	4-644794-B
△△	4&5,7&8,11&12,14&15	71.20	18	1-644794-B

THIS DRAWING IS A CONTROLLED DOCUMENT.		BY	SLIPFMAN	DATE	12/88
DATE	12/88	CHK	SLIPFMAN	DATE	12/88
REV	1	APP	SLIPFMAN	DATE	12/88
TYPHOON ELECTRONICS CORPORATION		Tyco Electronics Corporation Harrisburg, Pa 17105-3608			
M/A-156 HEADER ASSEMBLY, POLARIZED LOCK, STRAIGHT 045 SQUARE POST, 000030 GOLD PLATED W/RETENTION PEGS. POST NO. 4, 5, 9, 10, 14 & 15 OMITTED		REFLECTED TO			
A100778G-644794		REV: 05:1			

