

4

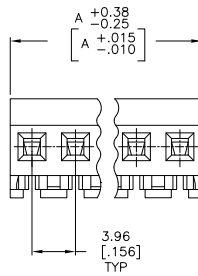
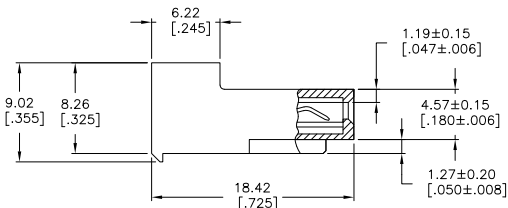
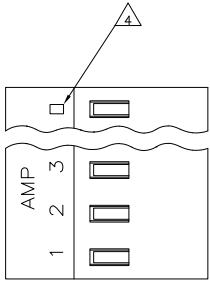
3

2

1

THIS DRAWING IS UNPUBLISHED. RELEASED FOR PUBLICATION. ALL RIGHTS RESERVED.

LOC	DIST	REVISIONS			
F	LNK	DESCRIPTION	DATE	BY	APPD
CM	00	L1 REVISED PER ECO-11-015731	03AUG11	HMR	SM



1 MATERIAL: CONNECTOR - NYLON UL94V-2 (BLUE).  
 CONTACTS - 0.30[.012] THICK COPPER ALLOY  
 0.00076[.000030] GOLD THK OR 0.00008[.000003] MIN THK  
 GOLD FLASH OVER 0.00068[.000027] THK PALLADIUM NICKEL,  
 PER TE CONNECTIVITY'S DISCRETION. IN CONTACT  
 AREA WITH BRIGHT TIN-LEAD FOR 641226-2  
 THRU 2-641226-4, MATTE WHISKER MITIGATED  
 TIN FOR 3-641226-2 THRU 5-641226-4 OVER  
 NICKEL UNDERPLATE.

- 2. CONTACTS ACCEPT 26 AWG WIRE WITH 2.41[.095] MAX INSULATION DIAMETER.
- 3. CONTACTS MUST ACCEPT 1.14±0.03 [.045±.001] SQUARE POST AND REMAIN LOCKED IN POSITION.
- 4 IDENTIFICATION NUMBER FOR LAST CIRCUIT MAY NOT APPEAR ON ALL ASSEMBLIES.
- 5. DIMENSIONS IN BRACKETS ARE IN INCHES.
- 6. HOUSING FEATURES ARE: CLOSED END WITHOUT LOCKING RAMP.
- 7 OBSOLETE PARTS: OBSOLETE CIS STREAMLINING PER D.RENAUD/D.SINISI

**METRIC**

95.10 [3.744]	24	5-641226-4
91.14 [3.588]	23	5-641226-3
87.17 [3.432]	22	5-641226-2
83.21 [3.276]	21	5-641226-1
79.25 [3.120]	20	5-641226-0
75.29 [2.964]	19	4-641226-9
71.32 [2.808]	18	4-641226-8
67.36 [2.652]	17	4-641226-7
63.40 [2.496]	16	4-641226-6
59.44 [2.340]	15	4-641226-5
55.47 [2.184]	14	4-641226-4
51.51 [2.028]	13	4-641226-3
47.55 [1.872]	12	4-641226-2
43.59 [1.716]	11	4-641226-1
39.62 [1.560]	10	4-641226-0
35.66 [1.404]	9	3-641226-9
31.70 [1.248]	8	3-641226-8
27.74 [1.092]	7	3-641226-7
23.77 [.936]	6	3-641226-6
19.81 [.780]	5	3-641226-5
15.85 [.624]	4	3-641226-4
11.89 [.468]	3	3-641226-3
7.92 [.312]	2	3-641226-2
95.10 [3.744]	24	2-641226-4
91.14 [3.588]	23	2-641226-3
87.17 [3.432]	22	2-641226-2
83.21 [3.276]	21	2-641226-1
79.25 [3.120]	20	2-641226-0
75.29 [2.964]	19	1-641226-9
71.32 [2.808]	18	1-641226-8
67.36 [2.652]	17	1-641226-7
63.40 [2.496]	16	1-641226-6
59.44 [2.340]	15	1-641226-5
55.47 [2.184]	14	1-641226-4
51.51 [2.028]	13	1-641226-3
47.55 [1.872]	12	1-641226-2
43.59 [1.716]	11	1-641226-1
39.62 [1.560]	10	1-641226-0
35.66 [1.404]	9	641226-9
31.70 [1.248]	8	641226-8
27.74 [1.092]	7	641226-7
23.77 [.936]	6	641226-6
19.81 [.780]	5	641226-5
15.85 [.624]	4	641226-4
11.89 [.468]	3	641226-3
7.92 [.312]	2	641226-2

7 SUPERCEDED

7 SUPERCEDED

THIS DRAWING IS A CONTROLLED DOCUMENT.

DIMENSIONS: mm [INCHES]	TOLERANCES UNLESS OTHERWISE SPECIFIED:	DRW: S. LEWIS 12 FEB 91	CHK: R. SWING 12 FEB 91	APPR: D. CLARK 20 FEB 91	NAME: MTA-156 CONNECTOR ASSEMBLY
0 PLC ± .010	1 PLC ± .010	2 PLC ± .010	3 PLC ± .010	4 PLC ± .010	5 PLC ± .010
ANGLES ± .5°	FINISH: FINEST	PRODUCT SPEC: 108-1051	APPLICATION SPEC: 114-1020	WEIGHT: -	SIZE: A2
MATERIAL: NYLON	FINISH: FINEST	NO OF CIRCUITS: 24	PART NO: 641226	SCALE: 4:1	SHEET: 1 of 1

TE Connectivity  
 MTA-156 CONNECTOR ASSEMBLY  
 26 AWG, STANDARD

CUSTOMER DRAWING

D

C

B

A

L1