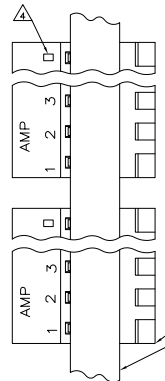
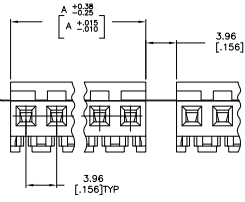
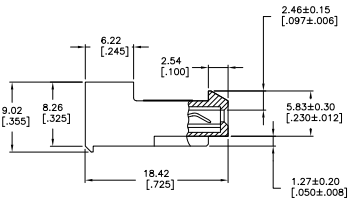


REV	DATE	DESCRIPTION	BY	CHK	APP
CM	54				
W		ECO-07-012859	06/04/07	KW	DB
WT		REVISED PER ECO-09-023313	10/02/09	KK	AEC



CONNECTOR ASSEMBLY
 TAPE



- △ MATERIAL: CONTACTS - 0.30[.012] THICK COPPER ALLOY BRIGHT TIN-LEAD 0.0020[.00080] MIN THICK FOR CONTACTS 640474-2 THRU 2-640474-4 MATTE WHISKER MITIGATED TIN 0.0020[.00080] MIN THICKNESS OVER NICKEL UNDERPLATE FOR 3-640574-2 THRU 5-640474-4
- 2. CONTACTS ACCEPT 22 AWG WIRE WITH 2.41[.095] MAX INSULATION DIAMETER.
- 3. CONTACTS MUST ACCEPT 1.14±0.03[.045±.001] SQUARE POST AND REMAIN LOCKED IN POSITION.
- △ IDENTIFICATION NUMBER FOR LAST CIRCUIT MAY NOT APPEAR ON ALL ASSEMBLIES.
- 5. DIMENSIONS IN BRACKETS ARE IN INCHES.
- 6. HOUSING FEATURES ARE: CLOSED END WITH LOCKING RAMP.
- △ OBSOLETE PARTS: OBSOLETE CIS STREAMLINING PER D.RENAUD/D.SINISI

DIM A	NO OF CIRCUITS	PART NO
95.10 [3.744]	24	5-640474-4
91.13 [3.588]	23	5-640474-3
87.17 [3.432]	22	5-640474-2
83.21 [3.276]	21	5-640474-1
79.25 [3.120]	20	5-640474-0
75.29 [2.964]	19	4-640474-9
71.32 [2.808]	18	4-640474-8
67.36 [2.652]	17	4-640474-7
63.40 [2.496]	16	4-640474-6
59.44 [2.340]	15	4-640474-5
55.47 [2.184]	14	4-640474-4
51.51 [2.028]	13	4-640474-3
47.55 [1.872]	12	4-640474-2
43.59 [1.716]	11	4-640474-1
39.62 [1.560]	10	4-640474-0
35.66 [1.404]	9	3-640474-9
31.70 [1.248]	8	3-640474-8
27.74 [1.092]	7	3-640474-7
23.77 [.936]	6	3-640474-6
19.81 [.780]	5	3-640474-5
15.85 [.624]	4	3-640474-4
11.89 [.468]	3	3-640474-3
7.92 [.312]	2	3-640474-2
95.10 [3.744]	24	2-640474-4
91.13 [3.588]	23	2-640474-3
87.17 [3.432]	22	2-640474-2
83.21 [3.276]	21	2-640474-1
79.25 [3.120]	20	2-640474-0
75.29 [2.964]	19	1-640474-9
71.32 [2.808]	18	1-640474-8
67.36 [2.652]	17	1-640474-7
63.40 [2.496]	16	1-640474-6
59.44 [2.340]	15	1-640474-5
55.47 [2.184]	14	1-640474-4
51.51 [2.028]	13	1-640474-3
47.55 [1.872]	12	1-640474-2
43.59 [1.716]	11	1-640474-1
39.62 [1.560]	10	1-640474-0
35.66 [1.404]	9	640474-9
31.70 [1.248]	8	640474-8
27.74 [1.092]	7	640474-7
23.77 [.936]	6	640474-6
19.81 [.780]	5	640474-5
15.85 [.624]	4	640474-4
11.89 [.468]	3	640474-3
7.92 [.312]	2	640474-2

SUPERSEDED
 △ 7

SUPERSEDED
 △



THIS DRAWING IS A CONTROLLED DOCUMENT. DATE: 2-10-01
 DIM A: 108-1051
 NO OF CIRCUITS: 114-1020
 PART NO: 640474

Electronics Corporation
 Harrisburg, Pa 17105-3608

MTA-156 CONNECTOR ASSEMBLY,
 22 AWG, STANDARD
 TAPE MOUNTED

CUSTOMER DRAWING