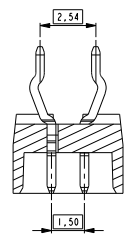
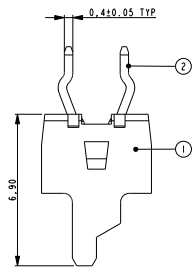
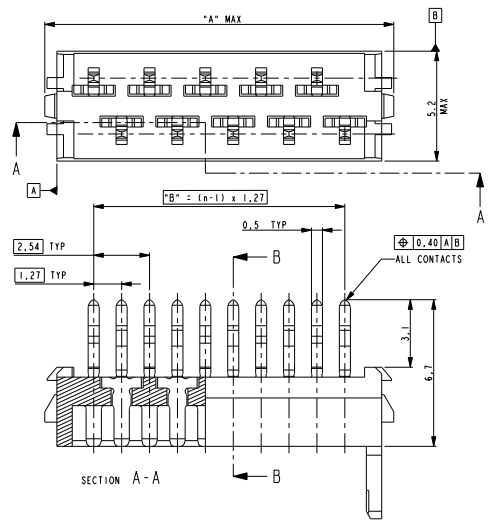


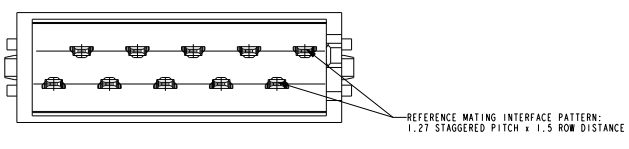
THIS DRAWING IS UNPUBLISHED. RELEASED FOR PUBLICATION. ALL RIGHTS RESERVED.

PART NUMBER REEL PACKAGING	PART NUMBER BOX PACKAGING	NUMBER OF POSITIONS	"A" MAX	"B"
0-215464-4	7-215464-4	4	8.3	3.81
0-215464-6	7-215464-6	6	10.9	6.35
0-215464-8	7-215464-8	8	13.4	8.89
1-215464-0	8-215464-0	10	15.9	11.43
1-215464-2	8-215464-2	12	18.5	13.97
1-215464-4	8-215464-4	14	21.0	16.51
1-215464-6	8-215464-6	16	24.0	19.05
1-215464-8	8-215464-8	18	26.1	21.59
2-215464-0	9-215464-0	20	28.6	24.13

REVISIONS				
REV	DATE	DESCRIPTION	BY	APPD
M2	2-8-11	DIMENSION AND TOLERANCE ADDITION/CORRECTION	SP	RP

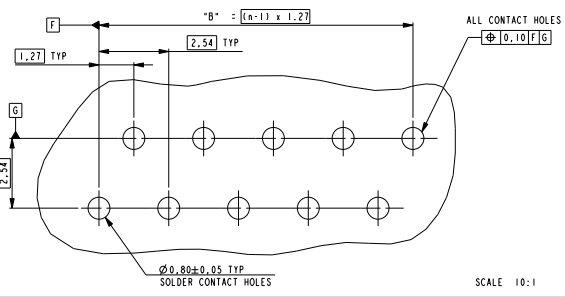


SECTION B-B

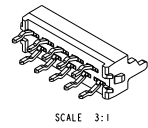


REFERENCE MATING INTERFACE PATTERN:
1.27 STAGGERED PITCH x 1.5 ROW DISTANCE

PC-BOARD HOLE LAYOUT
(COMPONENT SIDE OF BOARD SHOWN)

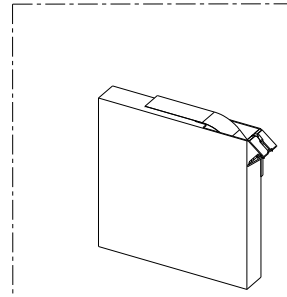


SCALE 10:1



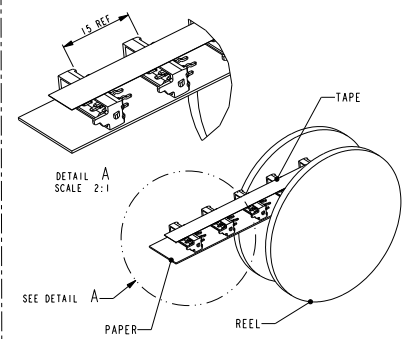
SCALE 3:1

SHOWN IS A 10 POSITION CONNECTOR (1-215464-0).



SCALE 3:10

BOX PACKAGING
250 PARTNUMBERS PER BOX
FOR ALL PARTNUMBERS.



DETAIL A
SCALE 2:1

REEL PACKAGING
DEREELING DIRECTION AND CONNECTOR POSITION
2500 CONNECTORS PER REEL FOR ALL PART NUMBERS

THIS DRAWING IS A CONTROLLED DOCUMENT.		DATE	15-04-1992
DRAWN BY		J. VAN DREUMEL	
CHECKED BY		H. KOKKEN	
APPROVED BY			
DIMENSIONS:		TOLERANCES UNLESS OTHERWISE SPECIFIED:	
mm		0 PLC	±0.1
		1 PLC	±0.20
		2 PLC	±0.30
		3 PLC	±0.40
		4 PLC	±0.50
		ANGLES	±0.1
		FINISH	
MATERIAL	SEE TABLE	WEIGHT	SEE TABLE
CUSTOMER DRAWING		SHEET	8
		SHEET	1
		OF	1
		REV	M2

2	MALE CONTACT	PHOSPHOR BRONZE	TIN OVER NICKEL
1	HOUSING	G.F. POLYESTER, PBT	RED
		MATERIAL	FINISH / COLOR

TE Connectivity		Micro-Match MALE-ON-BOARD LONG POST, POLARIZED	
PRODUCT SPEC	108-19052	SHEET	A2
APPLICATION SPEC		CASE CODE	00779
		DRAWING NO	C-215464