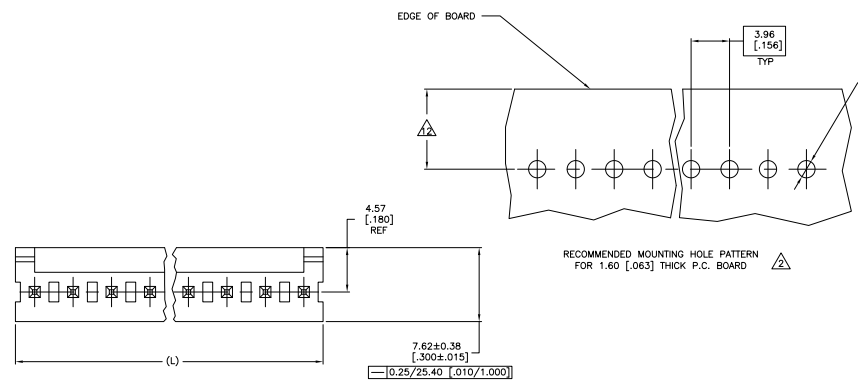
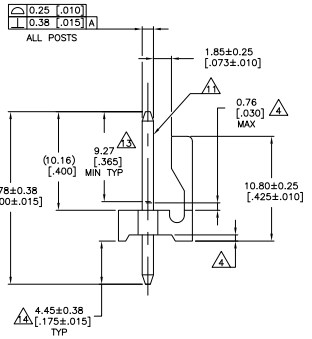
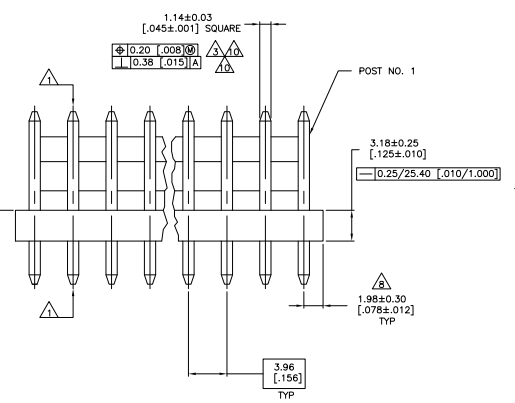


THIS DRAWING IS UNPUBLISHED
 UNLESS INDICATED OTHERWISE
 ALL RIGHTS RESERVED

REV	DATE	DESCRIPTION	BY	CHK	APP
CM 00		REVISED PER EDD-11-616326			
			180CT11	KH	SM



RECOMMENDED MOUNTING HOLE PATTERN FOR 1.60 [0.063] THICK P.C. BOARD



- △ POST TO WITHSTAND 13 NEWTONS (3 LBS.) MINIMUM AXIAL FORCE IN BOTH DIRECTIONS SHOWN WITHOUT DISLODGING.
- △ TOLERANCES APPLY TO SOLDER SIDE OF BOARD.
- △ MEASURED AT SURFACE [A-A]
- △ PLASTIC FLASH PERMITTED IN THIS AREA.
- 5. PARTS COMPLY WITH AMP SOLDERABILITY SPEC. NO. 109-11-2.
- △ ONE HOLE MAY BE UNDERSIZED 1.65/1.52 [0.065/0.060] DIA. FOR ASSEMBLY RETENTION DURING WAVE SOLDERING.
- △ MATERIAL: HEADER-THERMOPLASTIC POLYESTER GLASS-FILLED 94V-0 (NATURAL)
POST-COPPER ALLOY (SEE NOTES 13 & 14 FOR PLATING)
- △ COORDINATE DIMENSION APPLIES FROM CENTER OF ACTUAL FEATURE.
- 9. PLASTIC BURRS CAUSED BY CUT-OFF TOOLING ARE PERMITTED WITHIN THE MAXIMUM TOLERANCE ENVELOPE.
- △ POST TO BE MEASURED WHEN STRIP IS HELD FLAT.
- △ POST MUST WITHSTAND TWO 90° BENDS AGAINST EXTRUSION WITHOUT BREAKING.
- △ DIMENSION SHOULD BE 4.45 [0.175] MIN WHEN MATING WITH A MTA -156 CONNECTOR ASSEMBLY OR A SL-156 CONNECTOR ASSEMBLY.
- △ PLATING: GOLD PLATE AREA, 0.00076 [0.00030] GOLD OR 0.00008 [0.00003] MIN GOLD FLASH OVER 0.00068 [0.00027] PALLADIUM NICKEL, PER TE CONNECTIVITY'S DISCRETION, ALL SIDES, OVER NICKEL UNDERPLATE, .00127 [0.00050] MIN, ALL SIDES AND ENTIRE LENGTH OF POST.
- △ PLATING: BRIGHT TIN/LEAD (93/7) PLATE AREA, 0.00381-0.00889 [0.00150-0.00350] THICK, ALL FOUR SIDES 4.45 [0.175] MINIMUM FOR -2 THRU -24.
MATTIE TIN PLATE AREA 0.00381-0.00889 [0.00150-0.00350] THICK ALL FOUR SIDES, 4.45 [0.175] FOR -32 THRU -54.
- △ OBSOLETE PARTS: OBSOLETE CIS STREAMLINING PER D.RENAUD/D.SINISI

DIM (L)	NO. OF POSN	ASSEMBLY
95.10 [3.744]	24	5-644759-4
91.14 [3.588]	23	5-644759-3
87.17 [3.432]	22	5-644759-2
83.21 [3.276]	21	5-644759-1
79.25 [3.120]	20	5-644759-0
75.29 [2.964]	19	4-644759-9
71.32 [2.808]	18	4-644759-8
67.36 [2.652]	17	4-644759-7
63.40 [2.496]	16	4-644759-6
59.44 [2.340]	15	4-644759-5
55.47 [2.184]	14	4-644759-4
51.51 [2.028]	13	4-644759-3
47.55 [1.872]	12	4-644759-2
43.59 [1.716]	11	4-644759-1
39.62 [1.560]	10	4-644759-0
35.66 [1.404]	9	3-644759-9
31.70 [1.248]	8	3-644759-8
27.74 [1.092]	7	3-644759-7
23.77 [0.936]	6	3-644759-6
19.81 [0.780]	5	3-644759-5
15.85 [0.624]	4	3-644759-4
11.89 [0.468]	3	3-644759-3
7.92 [0.312]	2	3-644759-2

DIM (L)	NO. OF POSN	ASSEMBLY
95.10 [3.744]	24	2-644759-4
91.14 [3.588]	23	2-644759-3
87.17 [3.432]	22	2-644759-2
83.21 [3.276]	21	2-644759-1
79.25 [3.120]	20	2-644759-0
75.29 [2.964]	19	1-644759-9
71.32 [2.808]	18	1-644759-8
67.36 [2.652]	17	1-644759-7
63.40 [2.496]	16	1-644759-6
59.44 [2.340]	15	1-644759-5
55.47 [2.184]	14	1-644759-4
51.51 [2.028]	13	1-644759-3
47.55 [1.872]	12	1-644759-2
43.59 [1.716]	11	1-644759-1
39.62 [1.560]	10	1-644759-0
35.66 [1.404]	9	644759-9
31.70 [1.248]	8	644759-8
27.74 [1.092]	7	644759-7
23.77 [0.936]	6	644759-6
19.81 [0.780]	5	644759-5
15.85 [0.624]	4	644759-4
11.89 [0.468]	3	644759-3
7.92 [0.312]	2	644759-2



THIS DRAWING IS A CONTROLLED DOCUMENT.

TE Connectivity

MTA-156 HEADER ASSEMBLY, FRICTION LOCK, STRAIGHT, .045 SQUARE POST, 0.00030 GOLD, SPECIAL.

DATE: 00779 (G) 644759

CUSTOMER DRAWING