

4

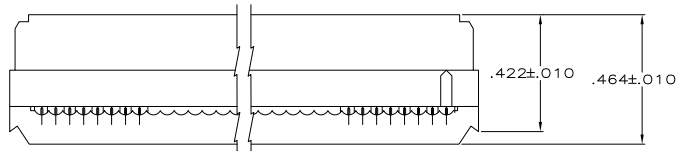
3

2

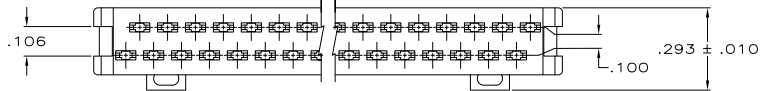
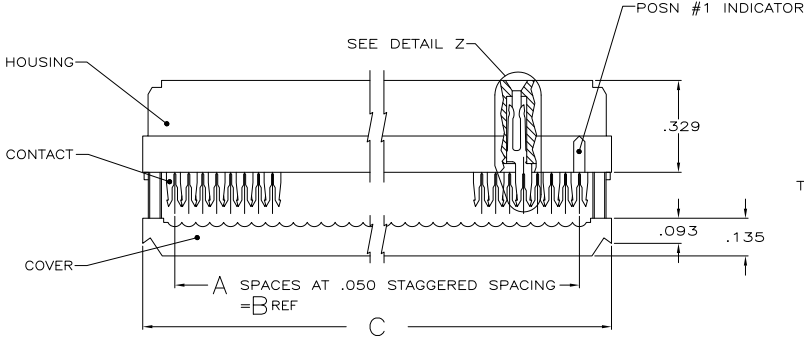
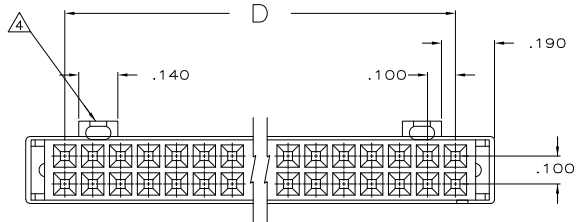
1

THIS DRAWING IS UNPUBLISHED. RELEASED FOR PUBLICATION. ALL RIGHTS RESERVED.

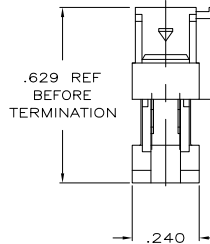
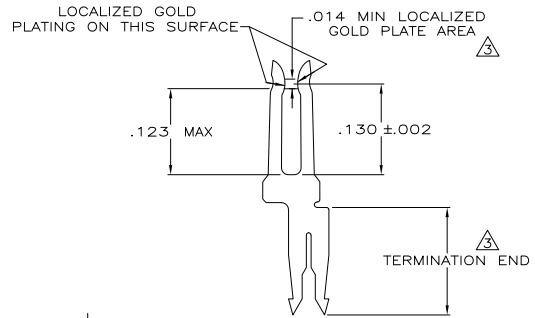
LOC		DIBT		REVISIONS		
P	LTR	DESCRIPTION	DATE	BY	APPD	
GP	00					
	C1	REVISED PER ECO-11-004835	11MAR11	RK	HMR	



TERMINATED VIEW



- ⚠ MOLDED PARTS: UL RATED 94V-0 THERMOPLASTIC, BLACK.
- ⚠ CONTACTS: PHOSPHOR BRONZE PER QQ-B-750.
- ⚠ CONTACTS: PLATED WITH .000030 MIN GOLD IN LOCALIZED GOLD PLATE AREA, .000050 MIN TIN ON TERMINATION END, ALL OVER .000050 MIN NICKEL ON ENTIRE CONTACT.
OR
GOLD FLASH OVER PALLADIUM-NICKEL PLATE .000030 MIN TOTAL IN LOCALIZED GOLD PLATE AREA, .000050 MIN TIN ON TERMINATION END, ALL OVER .000050 MIN NICKEL ON ENTIRE CONTACT.
- ⚠ POLARIZING FEATURE DOES NOT EXIST ON END OPPOSITE THE POSN #1 INDICATOR ON 10 POSN PRODUCT.



DETAIL Z
SCALE 10:1
TYPICAL

2.100	2.380	2.150	43	44	1-1658624-3
3.100	3.380	3.150	63	64	1-1658624-2
2.400	2.680	2.450	49	50	1-1658624-0
1.900	2.180	1.950	39	40	1658624-9
1.600	1.880	1.650	33	34	1658624-8
1.400	1.680	1.450	29	30	1658624-7
1.200	1.480	1.250	25	26	1658624-6
1.100	1.380	1.150	23	24	1658624-5
.900	1.180	.950	19	20	1658624-4
.700	.980	.750	15	16	1658624-3
.600	.880	.650	13	14	1658624-2
.400	.680	.450	9	10	1658624-1

THIS DRAWING IS A CONTROLLED DOCUMENT.

DIMENSIONS: INCHES 0 PLC ± .005 1 PLC ± .005 2 PLC ± .005 3 PLC ± .005 4 PLC ± .005 ANGLES ± .5° FINISH SEE NOTES	OTHER MANUFACTURER'S DIMENSIONS: 0 PLC ± .005 1 PLC ± .005 2 PLC ± .005 3 PLC ± .005 4 PLC ± .005 ANGLES ± .5° FINISH SEE NOTES	DESIGNED BY: R. SAMICK 25AUG03 CHECKED BY: C. ROLIDE 25AUG03 DRAWN BY: M. WALKMSLEY 25AUG03 PRODUCT SPEC: 108-40000 APPLICATION SPEC: 114-40005 WEIGHT: - CUSTOMER DRAWING	NAME: M. WALKMSLEY 25AUG03 RECEPTACLE ASSY, DUAL BAR POLARIZATION, LEAD FREE, AMP-LATCH™ NOVO SIZE: A2 CASE CODE (FOR WING NO): 00779 SCALE: 4:1 SHEET: 1 of 1 REV: C1	
---	--	--	--	--