

4

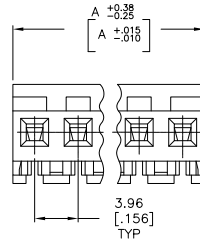
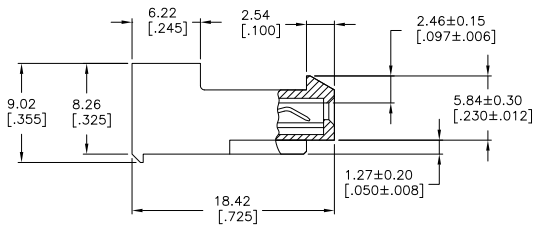
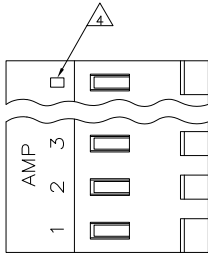
3

2

1

THIS DRAWING IS UNPUBLISHED. RELEASED FOR PUBLICATION. ALL RIGHTS RESERVED.

LOC	DIST	REVISIONS			
F	LTR	DESCRIPTION	DATE	BY	APPD
CM	OO				
	M3	REVISED PER ECO-11-004587	11MAR11	RK	HMR



95.10 [3.744]	24	5-640426-4
91.13 [3.588]	23	5-640426-3
87.17 [3.432]	22	5-640426-2
83.21 [3.276]	21	5-640426-1
79.25 [3.120]	20	5-640426-0
75.29 [2.964]	19	4-640426-9
71.32 [2.808]	18	4-640426-8
67.36 [2.652]	17	4-640426-7
63.40 [2.496]	16	4-640426-6
59.44 [2.340]	15	4-640426-5
55.47 [2.184]	14	4-640426-4
51.51 [2.028]	13	4-640426-3
47.55 [1.872]	12	4-640426-2
43.59 [1.716]	11	4-640426-1
39.62 [1.560]	10	4-640426-0
35.66 [1.404]	9	3-640426-9
31.70 [1.248]	8	3-640426-8
27.74 [1.092]	7	3-640426-7
23.77 [0.936]	6	3-640426-6
19.81 [0.780]	5	3-640426-5
15.85 [0.624]	4	3-640426-4
11.89 [0.468]	3	3-640426-3
7.92 [0.312]	2	3-640426-2
95.10 [3.744]	24	2-640426-4
91.13 [3.588]	23	2-640426-3
87.17 [3.432]	22	2-640426-2
83.21 [3.276]	21	2-640426-1
79.25 [3.120]	20	2-640426-0
75.29 [2.964]	19	1-640426-9
71.32 [2.808]	18	1-640426-8
67.36 [2.652]	17	1-640426-7
63.40 [2.496]	16	1-640426-6
59.44 [2.340]	15	1-640426-5
55.47 [2.184]	14	1-640426-4
51.51 [2.028]	13	1-640426-3
47.55 [1.872]	12	1-640426-2
43.59 [1.716]	11	1-640426-1
39.62 [1.560]	10	1-640426-0
35.66 [1.404]	9	640426-9
31.70 [1.248]	8	640426-8
27.74 [1.092]	7	640426-7
23.77 [0.936]	6	640426-6
19.81 [0.780]	5	640426-5
15.85 [0.624]	4	640426-4
11.89 [0.468]	3	640426-3
7.92 [0.312]	2	640426-2
95.10 [3.744]	24	NO. OF CIRCUITS PART NO.

△ MATERIAL: CONNECTOR - NYLON UL94-V2 (ORANGE)
 CONTACTS - 0.30 [.012] THICK COPPER ALLOY
 (BRIGHT TIN-LEAD 0.00203 [.000080] MIN. THICK
 FOR CONTACTS 640426-2 THRU 2-640426-4).
 (MATTE WHISKER MITIGATED TIN PLATE 0.00203 [.000080]
 MIN. THICKNESS OVER NICKEL UNDERPLATE FOR CONTACTS
 3-640426-2 THRU 5-640426-4).

2. CONTACTS ACCEPT 18 AWG WIRE WITH 2.41 [.095] MAX INSULATION DIAMETER.

3. CONTACTS MUST ACCEPT 1.14±0.03 [.045±.001] POST AND REMAIN LOCKED IN POSITION.

△ IDENTIFICATION NUMBER FOR LAST CIRCUIT MAY NOT APPEAR ON ALL ASSEMBLIES.

5. DIMENSIONS IN BRACKETS ARE IN INCHES.

6. HOUSING FEATURES ARE: CLOSED END WITH LOCKING RAMP.

△ OBSOLETE PARTS: OBSOLETE CIS STREAMLINING PER D.RENAUD/D.SINISI

METRIC

THIS DRAWING IS A CONTROLLED DOCUMENT.

DRAWN: S. CARPENTER 26JUN2003	CHK: D. BOSSI 26JUN2003	DATE: 26JUN2003	NAME: D. BOSSI
DIMENSIONS: mm [INCHES]		TOLERANCES UNLESS OTHERWISE SPECIFIED:	
0 P.L.C.	± .	1 P.L.C.	± .
1 P.L.C.	± .	2 P.L.C.	± .
2 P.L.C.	± .	3 P.L.C.	± 0.13 [.005]
3 P.L.C.	± .	4 P.L.C.	± .
4 P.L.C.	± .	ANGLES	± .
MATERIAL: △		FINISH: △	

APPROVED: 108-1051	APPLICATION SPEC: 114-1020	WEIGHT: -
SIZE: A2	ORIG CODE: 640426	RESTRICTED TO: -
CUSTOMER DRAWING	SCALE: 4:1	SHEET: 1 of 1

TE Connectivity
 MTA 156 CONNECTOR ASSEMBLY,
 18 AWG, STANDARD