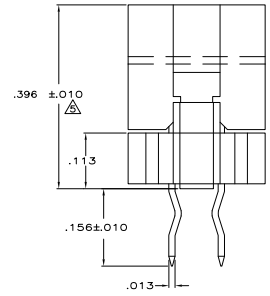
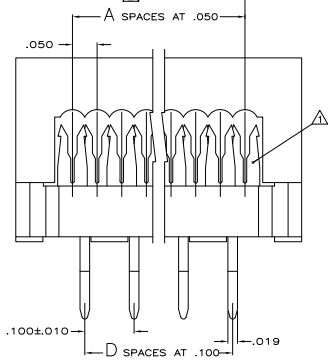
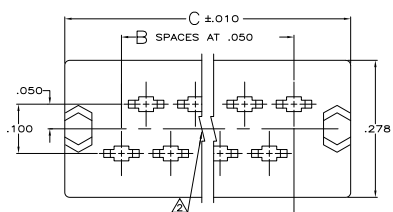


THIS DRAWING IS UNPUBLISHED  
 ALL RIGHTS RESERVED

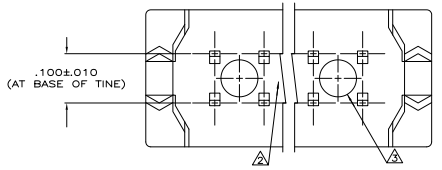
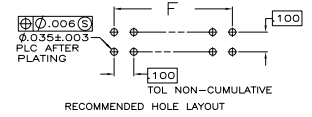
REV	DATE	DESCRIPTION	BY	CHK
00	KT	REVISED PER EDD-11-604835	11MR11	RK HMR



- △ CONTACTS DESIGNED FOR 28 AWG STRANDED OR 26, 28, & 30 AWG SOLID WIRE.
- △ AMP TRADEMARK LOCATED IN APPROX AREA SHOWN.
- △ STANDOFFS: POS 10 (2) STANDOFFS AS SHOWN.  
 14-16 (3) STANDOFFS, (1) CENTERED BETWEEN (2) SHOWN  
 20-26 (4) (2)  
 30 (5) (3)  
 34 (6) (4)  
 40-44 (7) (5)  
 50 (8) (6)  
 60 (9) (7)  
 64 (10) (8)

- △ .000100-.000200 BRIGHT TIN LEAD, ALL OVER .000050 NICKEL.
- △ HEIGHT AFTER TERMINATION IS .253 ±.010.

- 6. FOR USE IN .062 - .093" THICK PCB.
- △ .000005 MIN GOLD ON RIBBON CABLE TERMINATION AREA, .000100-.000200 MATTE TIN ON SOLDER TAILS, ALL OVER .000050 MIN NICKEL.
- △ MOLDED PARTS, 94V-0 RATED THERMOPLASTIC, COLOR: BLACK CONTACTS: PHOS BRONZE.



CONTACT [FINISH]	D	C	B	A	NO OF POSN	PART NO
△	24	2.680	48	49	50	2-111382-0
△	16	1.880	32	33	34	1-111382-9
△	12	1.480	24	25	26	1-111382-8
△	9	1.180	18	19	20	1-111382-7
△	7	0.980	14	15	16	1-111382-6
△	4	.680	8	9	10	1-111382-4
OBSOLETE	21	2.380	42	43	44	1-111382-3
OBSOLETE	31	3.380	62	63	64	1-111382-2
OBSOLETE	29	3.180	58	59	60	1-111382-1
OBSOLETE	24	2.680	48	49	50	1-111382-0
OBSOLETE	19	2.180	38	39	40	111382-9
OBSOLETE	16	1.880	32	33	34	111382-8
OBSOLETE	14	1.680	28	29	30	111382-7
OBSOLETE	12	1.480	24	25	26	111382-6
OBSOLETE	11	1.380	22	23	24	111382-5
△	9	1.180	18	19	20	111382-4
OBSOLETE	7	.980	14	15	16	111382-3
OBSOLETE	6	.880	12	13	14	111382-2
OBSOLETE	4	.680	8	9	10	111382-1

THIS DRAWING IS A CONTROLLED DOCUMENT. DATE: 11-28-91

REVISED PER: EDD-11-604835

DESIGNED BY: M. WILMSLEY

DRAWN BY: M. WILMSLEY

DATE: 11-28-91

108-40013

114-40005

SIZE: 10.1

DATE: 11-28-91

DRAWN BY: M. WILMSLEY

DATE: 11-28-91

100779

111382

CUSTOMER DRAWING

SIZE: 10.1

DATE: 11-28-91

1

KT

**TE Connectivity**

TE Connectivity

KIT, DIP PLUG, PREASSEMBLED, .100 X .100 CENTERLINE, AMP-LATCH

CONNECTED TO