

4

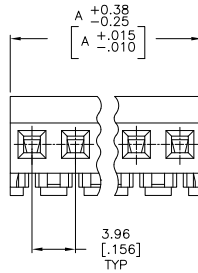
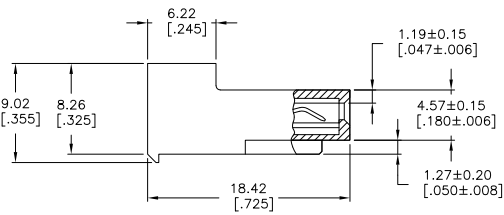
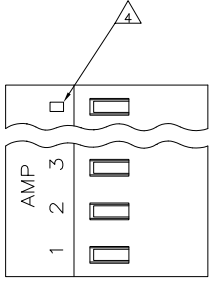
3

2

1

THIS DRAWING IS UNPUBLISHED. RELEASED FOR PUBLICATION. ALL RIGHTS RESERVED.

LOC	DIST	REVISIONS			
F	LNK	DESCRIPTION	DATE	BY	APPD
CM	00	T1 REVISED PER ECO-11-015731	03AUG11	HMR	SM



1 MATERIAL: CONNECTOR - NYLON UL94V-2 (YELLOW).
 CONTACTS - 0.00076[.000030] GOLD THK OR 0.00008[.000003] MIN THK GOLD FLASH OVER 0.00068[.000027] THK PALLADIUM NICKEL, PER TE CONNECTIVITY'S DISCRETION, IN CONTACT AREA WITH BRIGHT TIN-LEAD FOR 641223-2 THRU 2-641223-4, MATTE WHISKER MITIGATED TIN FOR 3-641223-2 THRU 5-641223-4 OVER NICKEL UNDERPLATE.

- 2. CONTACTS ACCEPT 20 AWG WIRE WITH 2.41[.095] MAX INSULATION DIAMETER.
- 3. CONTACTS MUST ACCEPT 1.14±0.03 [.045±.001] SQUARE POST AND REMAIN LOCKED IN POSITION.
- 4 IDENTIFICATION NUMBER FOR LAST CIRCUIT MAY NOT APPEAR ON ALL ASSEMBLIES.
- 5. DIMENSIONS IN BRACKETS ARE IN INCHES.
- 6. HOUSING FEATURES ARE: CLOSED END WITHOUT LOCKING RAMP.

7 OBSOLETE PARTS: OBSOLETE CIS STREAMLINING PER D.RENAUD/D.SINISI

95.10	[3.744]	24	5-641223-4	
91.14	[3.588]	23	5-641223-3	
87.17	[3.432]	22	5-641223-2	
83.21	[3.276]	21	5-641223-1	
79.25	[3.120]	20	5-641223-0	
75.29	[2.964]	19	4-641223-9	
71.32	[2.808]	18	4-641223-8	
67.36	[2.652]	17	4-641223-7	
63.40	[2.496]	16	4-641223-6	
59.44	[2.340]	15	4-641223-5	
55.47	[2.184]	14	4-641223-4	
51.51	[2.028]	13	4-641223-3	
47.55	[1.872]	12	4-641223-2	
43.59	[1.716]	11	4-641223-1	
39.62	[1.560]	10	4-641223-0	
35.66	[1.404]	9	3-641223-9	
31.70	[1.248]	8	3-641223-8	
27.74	[1.092]	7	3-641223-7	
23.77	[.936]	6	3-641223-6	
19.81	[.780]	5	3-641223-5	
15.85	[.624]	4	3-641223-4	
11.89	[.468]	3	3-641223-3	
7.92	[.312]	2	3-641223-2	
△ SUPERCEDED BY 5-641223-4	95.10	[3.744]	24	— 641223-4
△ SUPERCEDED BY 5-641223-3	91.14	[3.588]	23	— 641223-3
△ SUPERCEDED BY 5-641223-2	87.17	[3.432]	22	— 641223-2
△ SUPERCEDED BY 5-641223-1	83.21	[3.276]	21	— 641223-1
△ SUPERCEDED BY 5-641223-0	79.25	[3.120]	20	— 641223-0
△ SUPERCEDED BY 4-641223-9	75.29	[2.964]	19	— 641223-9
△ SUPERCEDED BY 4-641223-8	71.32	[2.808]	18	— 641223-8
△ SUPERCEDED BY 4-641223-7	67.36	[2.652]	17	— 641223-7
△ SUPERCEDED BY 4-641223-6	63.40	[2.496]	16	— 641223-6
△ SUPERCEDED BY 4-641223-5	59.44	[2.340]	15	— 641223-5
△ SUPERCEDED BY 4-641223-4	55.47	[2.184]	14	— 641223-4
△ SUPERCEDED BY 4-641223-3	51.51	[2.028]	13	— 641223-3
△ SUPERCEDED BY 4-641223-2	47.55	[1.872]	12	— 641223-2
△ SUPERCEDED BY 4-641223-1	43.59	[1.716]	11	— 641223-1
△ SUPERCEDED BY 4-641223-0	39.62	[1.560]	10	— 641223-0
△ SUPERCEDED BY 3-641223-9	35.66	[1.404]	9	— 641223-9
△ SUPERCEDED BY 3-641223-8	31.70	[1.248]	8	— 641223-8
△ SUPERCEDED BY 3-641223-7	27.74	[1.092]	7	— 641223-7
△ SUPERCEDED BY 3-641223-6	23.77	[.936]	6	— 641223-6
△ SUPERCEDED BY 3-641223-5	19.81	[.780]	5	— 641223-5
△ SUPERCEDED BY 3-641223-4	15.85	[.624]	4	— 641223-4
△ SUPERCEDED BY 3-641223-3	11.89	[.468]	3	— 641223-3
△ SUPERCEDED BY 3-641223-2	7.92	[.312]	2	— 641223-2

THIS DRAWING IS A CONTROLLED DOCUMENT.

DIMENSIONS: mm [INCHES]	TOLERANCES UNLESS OTHERWISE SPECIFIED:	DRN: D. LEWIS 12 FEB 91	CHK: R. SWING 12 FEB 91	APPD: D. CLARK 20 FEB 91	NAME: MTA-156 CONNECTOR ASSEMBLY, 20 AWG, STANDARD
0 PLG ± .010	1 PLG ± .010	2 PLG ± .010	3 PLG ± .010	4 PLG ± .010	ANGLES ± .010
MATERIAL: NYLON	FINISH: GOLD	APPLICATION SPEC: 114-1020	WEIGHT: -	SIZE: A2	CAGE CODE: 00779
CUSTOMER DRAWING				SCALE: 4:1	SHEET: 1 of 1

TE Connectivity

RESTRICTED TO: T1

