

4

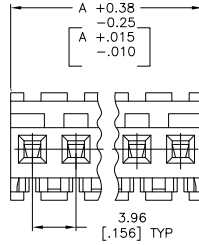
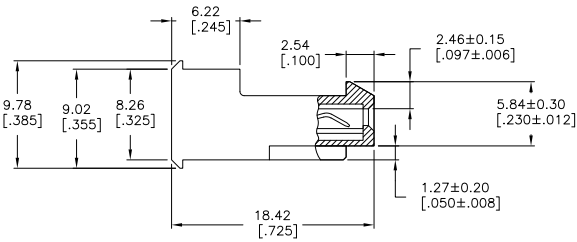
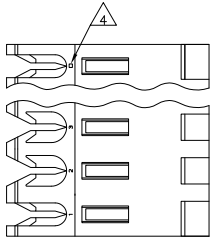
3

2

1

THIS DRAWING IS UNPUBLISHED. RELEASED FOR PUBLICATION. ALL RIGHTS RESERVED.

LOC	DIST	REVISIONS					
CM	54	F	LNK	DESCRIPTION	DATE	BY	APPD
		T2		REVISED PER ECO-11-004820	11MAR11	RK	HMR



95.10	[3.744]	24	5-640600-4
91.14	[3.588]	23	5-640600-3
87.17	[3.432]	22	5-640600-2
83.21	[3.276]	21	5-640600-1
79.25	[3.120]	20	5-640600-0
75.29	[2.964]	19	4-640600-9
71.32	[2.808]	18	4-640600-8
67.36	[2.652]	17	4-640600-7
63.40	[2.496]	16	4-640600-6
59.44	[2.340]	15	4-640600-5
55.47	[2.184]	14	4-640600-4
51.51	[2.028]	13	4-640600-3
47.55	[1.872]	12	4-640600-2
43.59	[1.716]	11	4-640600-1
39.62	[1.560]	10	4-640600-0
35.66	[1.404]	9	3-640600-9
31.70	[1.248]	8	3-640600-8
27.74	[1.092]	7	3-640600-7
23.77	[.936]	6	3-640600-6
19.81	[.780]	5	3-640600-5
15.85	[.624]	4	3-640600-4
11.89	[.468]	3	3-640600-3
7.92	[.312]	2	3-640600-2
95.10	[3.744]	24	2-640600-4
91.14	[3.588]	23	2-640600-3
87.17	[3.432]	22	2-640600-2
83.21	[3.276]	21	2-640600-1
79.25	[3.120]	20	2-640600-0
75.29	[2.964]	19	1-640600-9
71.32	[2.808]	18	1-640600-8
67.36	[2.652]	17	1-640600-7
63.40	[2.496]	16	1-640600-6
59.44	[2.340]	15	1-640600-5
55.47	[2.184]	14	1-640600-4
51.51	[2.028]	13	1-640600-3
47.55	[1.872]	12	1-640600-2
43.59	[1.716]	11	1-640600-1
39.62	[1.560]	10	1-640600-0
35.66	[1.404]	9	640600-9
31.70	[1.248]	8	640600-8
27.74	[1.092]	7	640600-7
23.77	[.936]	6	640600-6
19.81	[.780]	5	640600-5
15.85	[.624]	4	640600-4
11.89	[.468]	3	640600-3
7.92	[.312]	2	640600-2
DIM A		NO OF	PART NO
		CIRCUITS	

- 1. MATERIAL: CONNECTOR - NYLON UL94V-2 (YELLOW).  
CONTACTS - 0.30[.012] THICK COPPER ALLOY (BRIGHT TIN-LEAD 0.00203[.000080] MIN. THICK FOR CONTACTS 640600-2 THRU 2-640600-4) (MATTE WHISKER MITIGATED TIN 0.00203[.000080] MIN THICKNESS OVER NICKEL UNDERPLATE FOR 3-640600-2 THRU 5-640600-4).

- 2. CONTACTS ACCEPT 20 AWG WIRE WITH 2.41[.095] MAX INSULATION DIAMETER.
- 3. CONTACTS MUST ACCEPT 1.14±0.03[.045±.001] SQUARE POST AND REMAIN LOCKED IN POSITION.

4. IDENTIFICATION NUMBER FOR LAST CIRCUIT MAY NOT APPEAR ON ALL ASSEMBLIES.

5. DIMENSIONS IN BRACKETS ARE IN INCHES.

6. HOUSING FEATURES ARE: FEED-THRU WITH LOCKING RAMP.

7. OBSOLETE PARTS: OBSOLETE CIS STREAMLINING PER D.RENAUD/D.SINISI



THIS DRAWING IS A CONTROLLED DOCUMENT.

DIMENSIONS: mm [INCHES]	TOLERANCES UNLESS OTHERWISE SPECIFIED	DRN: S. LEWIS 12FEB91	CHK: R. SWING 12FEB91	DATE: 12FEB91
0 PLC ± .010	1 PLC ± .010	2 PLC ± .010	3 PLC ± .010	4 PLC ± .010
ANGLES ± .5°	FINISH	APPRO: D. CLARK 19FEB91	NAME: D. CLARK	PRODUCT SPEC: 108-1051
MATERIAL: NYLON		APPLICATION SPEC: 114-1020	SIZE: A2	CAGE CODE: 640600
		WEIGHT: -	DATE: 11MAR11	REV: T2
CUSTOMER DRAWING		SCALE: 4:1		SHEET: 1 of 1

TE Connectivity  
TE Connectivity  
MTA-156 CONNECTOR ASSEMBLY, 20 AWG, STANDARD