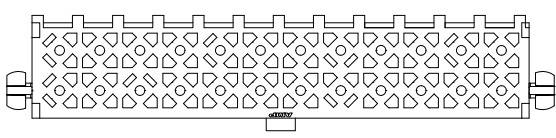
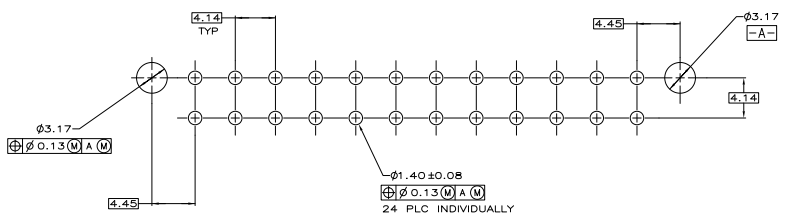
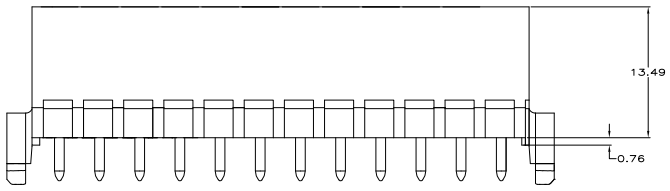
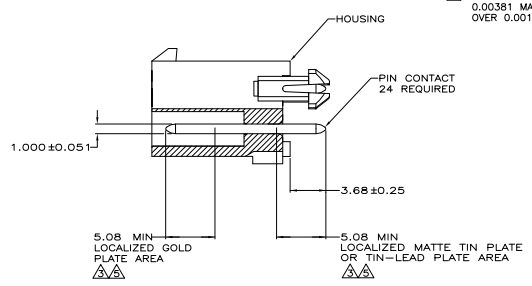
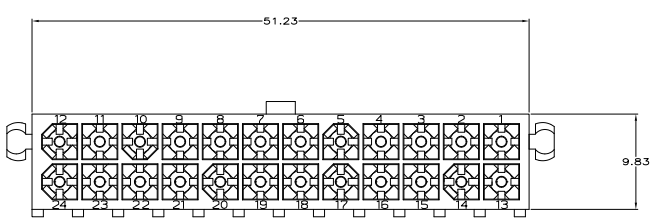


THIS DRAWING IS UNPUBLISHED. ALL RIGHTS RESERVED.
 © 2008 BY TYS ELECTRONICS CORPORATION

REV	DATE	DESCRIPTION	BY	CHK
0				
1	E	E20-08-023609	225EP08	KW CC

- PINS TO COMPLY WITH AMP SOLDERABILITY SPEC. 108-11-3.
- 0.00381 MIN MATTE TIN LEAD OVER 0.00127 MIN NICKEL.
- 0.00076 MIN GOLD PLATE IN THE LOCALIZED PLATE AREA, 0.00381 MATTE TIN LEAD IN THE LOCALIZED PLATE AREA, BOTH OVER 0.00127 MIN NICKEL.
- 0.00381 MIN MATTE TIN OVER 0.00127 MIN NICKEL.
- 0.00076 MIN GOLD PLATE IN THE LOCALIZED PLATE AREA, 0.00381 MATTE TIN IN THE LOCALIZED PLATE AREA, BOTH OVER 0.00127 MIN NICKEL.



RECOMMENDED MOUNTING HOLE PATTERN FOR 1.57 THICK P.C. BOARD

BRASS, GOLD	NYLON, 94V-0, WHITE	1-794072-1
BRASS, TIN	NYLON, 94V-0, WHITE	1-794072-0
BRASS, GOLD	NYLON, 94V-0, WHITE	794072-2
BRASS, TIN LEAD	NYLON, 94V-0, WHITE	794072-1
PIN CONTACT MATERIAL AND FINISH	HOUSING MATERIAL AND COLOR	PART NUMBER

METRIC

THIS DRAWING IS A CONTROLLED DOCUMENT.		DATE	BY	CHK	APP
DRAWN BY: J. JONES		07/98	J. JONES		
CHECKED BY: J. JONES		07/98	J. JONES		
APPROVED BY: J. JONES					
TITLE: HEADER ASSEMBLY, 24 CIRCUIT, DOUBLE ROW VERTICAL, MINI UNIVERSAL, MATE-IN-LOK		DATE: 07/98	DRAWN BY: J. JONES	CHECKED BY: J. JONES	APPROVED BY: J. JONES
CUSTOMER DRAWING		SIZE: A1	DATE: 07/98	DRAWN BY: J. JONES	CHECKED BY: J. JONES