THIS DRAWING IS UNPUBLISHED. RELEASED FOR PUBLICATION -.-- -.-
© COPYRIGHT — BY TYCO ELECTRONICS CORPORATION. ALL RIGHTS RESERVED.

| USE | DIST |
|---|---|
| CM | 0 |

REVISIONS

| F | LTR | DESCRIPTION | DATE | DWN | APVD |
|---|---|---|---|---|---|
| | D | REVISED PER 0G38-0211-05 | 6/7/05 | SS | RJ |

1. PINS TO COMPLY WITH AMP SOLDERABILITY SPEC. 108-11-3.
2. 0.00381 MIN MATTE TIN LEAD OVER 0.00127 MIN NICKEL.
3. 0.00076 MIN GOLD PLATE IN THE LOCALIZED PLATE AREA, 0.00381 MATTE TIN LEAD IN THE LOCALIZED PLATE AREA, BOTH OVER 0.00127 MIN NICKEL.
4. 0.00381 MIN MATTE TIN OVER 0.00127 MIN NICKEL.
5. 0.00076 MIN GOLD PLATE IN THE LOCALIZED PLATE AREA, 0.00381 MATTE TIN IN THE LOCALIZED PLATE AREA, BOTH OVER 0.00127 MIN NICKEL.

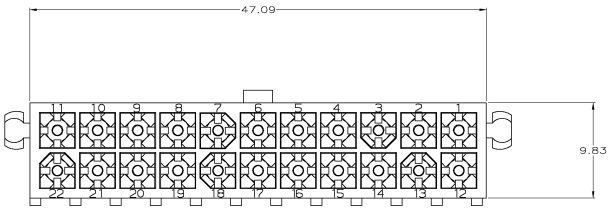


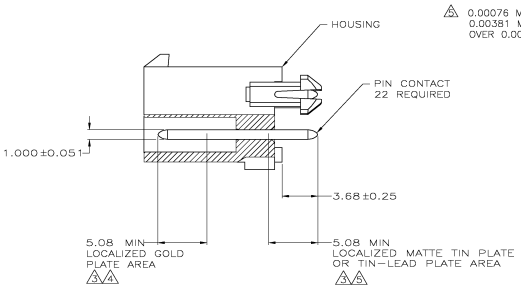


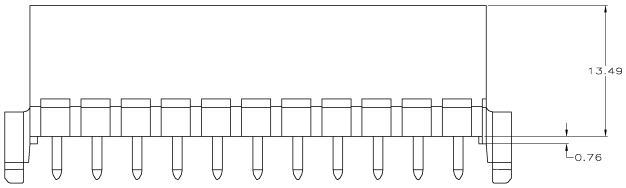


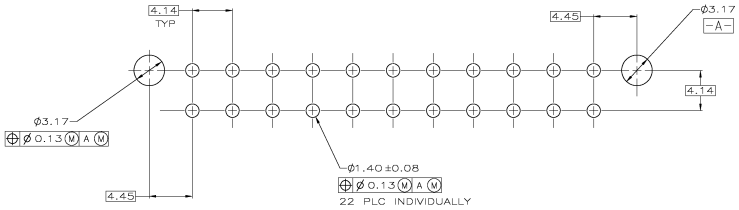


RECOMMENDED MOUNTING HOLE PATTERN
FOR 1.57 THICK P.C. BOARD

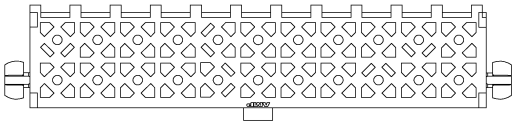

| PIN CONTACT MATERIAL AND FINISH | HOUSING MATERIAL AND COLOR | PART NUMBER |
|---|---|---|
| BRASS, GOLD 3 | NYLON, 94V-0, WHITE | 1-794071-1 |
| BRASS, TIN 4 | NYLON, 94V-0, WHITE | 1-794071-0 |
| BRASS, GOLD 3 | NYLON, 94V-0, WHITE | 794071-2 |
| BRASS, TIN LEAD 2 | NYLON, 94V-0, WHITE | 794071-1 |

THIS DRAWING IS A CONTROLLED DOCUMENT.

DWN K. WHITAKER 6-05-95
CHK R. SWING 6-09-95
APVD R. ORSTAD 6-13-95

DIMENSIONS: mm
TOLERANCE UNLESS OTHERWISE SPECIFIED:
0 PLC ± –
1 PLC ± –
2 PLC ± 0.13
3 PLC ± –
4 PLC ± –
ANGLES ± –

MATERIAL: SEE TABLE
FINISH: SEE TABLE

PRODUCT SPEC —
APPLICATION SPEC —
WEIGHT —

Tyco Electronics Corporation
Harrisburg, Pa 17105-3608

NAME: HEADER ASSEMBLY, 22 CIRCUIT, DOUBLE ROW VERTICAL, MIN-UNIVERSAL MATE-N-LOK

SIZE A1 | CAGE CODE | DRAWING NO 00779 C-794071 | RESTRICTED TO —

CUSTOMER DRAWING | SCALE 5:1 | SHEET 1 OF 1 | REV D

AMP 4800 REV 31MAR2000

Downloaded from Elcodis.com electronic components distributor