THIS DRAWING IS UNPUBLISHED. RELEASED FOR PUBLICATION -.-.-
© COPYRIGHT - BY TYCO ELECTRONICS CORPORATION. ALL RIGHTS RESERVED.

| LOC | DIST |
|---|---|
| CM | 0 |

REVISIONS

| P | LTR | DESCRIPTION | DATE | DWN | APVD |
|---|---|---|---|---|---|
| | D | REVISED PER 0638-0211-05 | 6/8/05 | SS | RJ |

1. PINS TO COMPLY WITH AMP SOLDERABILITY SPEC. 108-11-3.

2. 0.00381 MIN MATTE TIN LEAD OVER 0.00127 MIN NICKEL.

3. 0.00076 MIN GOLD PLATE IN THE LOCALIZED PLATE AREA, 0.00381 MATTE TIN LEAD IN THE LOCALIZED PLATE AREA, BOTH OVER 0.00127 MIN NICKEL.

4. 0.00381 MIN MATTE TIN OVER 0.00127 MIN NICKEL.

5. 0.00076 MIN GOLD PLATE IN THE LOCALIZED PLATE AREA, 0.00381 MATTE TIN IN THE LOCALIZED PLATE AREA, BOTH OVER 0.00127 MIN NICKEL.

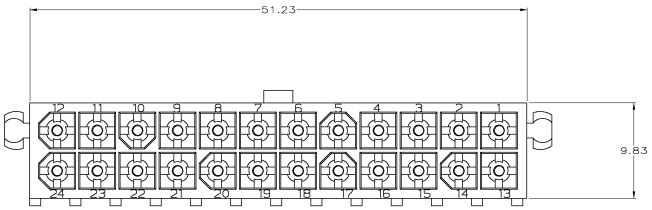


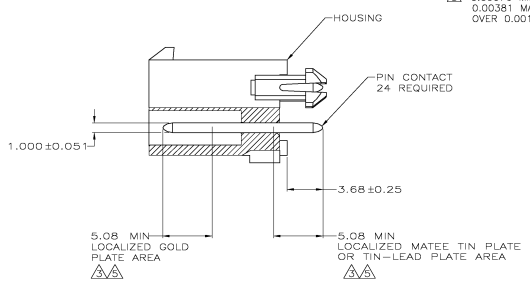


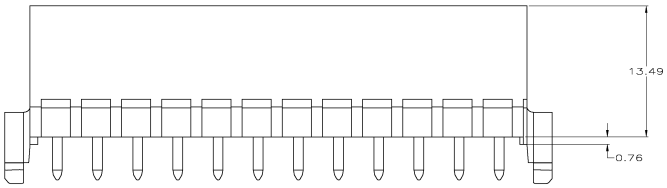


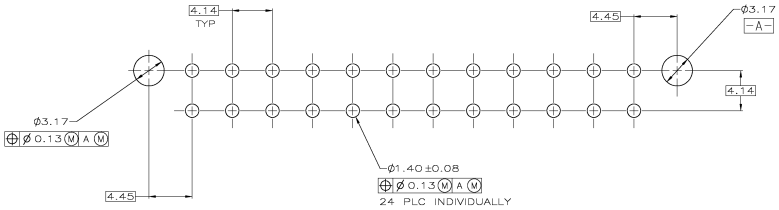


RECOMMENDED MOUNTING HOLE PATTERN
FOR 1.57 THICK P.C. BOARD

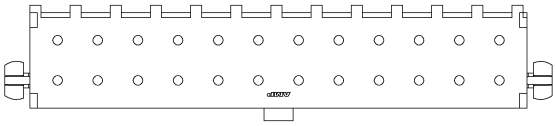

| PIN CONTACT MATERIAL AND FINISH | HOUSING MATERIAL AND COLOR | PART NUMBER |
|---|---|---|
| BRASS, GOLD 5 | NYLON, 94V-0, WHITE | 1-794079-1 |
| BRASS, TIN 4 | NYLON, 94V-0, WHITE | 1-794079-0 |
| BRASS, GOLD 3 | NYLON, 94V-0, WHITE | 794079-2 |
| BRASS, TIN LEAD 2 | NYLON, 94V-0, WHITE | 794079-1 |

THIS DRAWING IS A CONTROLLED DOCUMENT.

DIMENSIONS: mm

TOLERANCE UNLESS OTHERWISE SPECIFIED:
0 PLC ± –
1 PLC ± –
2 PLC ± 0.13
3 PLC ± –
4 PLC ± –
ANGLES ± –

MATERIAL: SEE TABLE
FINISH: SEE TABLE

DWN: WHITAKER 6-12-95
CHK: R. SWING 6-12-95
APVD: D. ORSTAD 6-13-95
PRODUCT SPEC: —
APPLICATION SPEC: —
WEIGHT: —

Tyco Electronics
Tyco Electronics Corporation
Harrisburg, Pa 17105-3608

NAME: HEADER ASSEMBLY,CLOSED BOTTOM, 24 CIRCUIT,DOUBLE ROW VERTICAL, MINI-UNIVERSAL MATE-N-LOK

SIZE: A1 | CAGE CODE: | DRAWING NO: 00779 794079 | RESTRICTED TO: —

CUSTOMER DRAWING | SCALE: 5:1 | SHEET 1 OF 1 | REV D

AMP 4895 REV 31MAR2000

Downloaded from Elcodis.com electronic components distributor