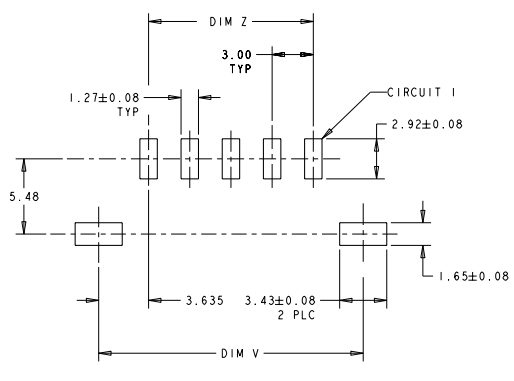
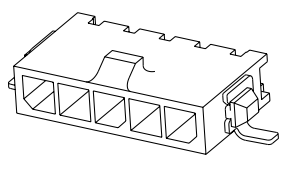
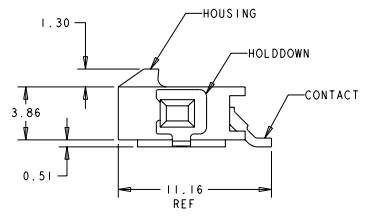
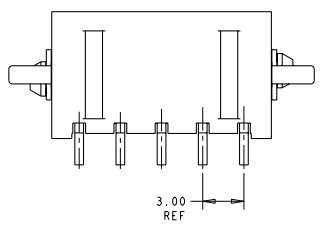


INCLUDES CONTACT TAILS, HOUSING STANDOFFS, AND BOARDLOCKS



PCB LAYOUT COMPONENT SIDE



REV	DATE	BY	CHKD	APPROV
CI	1 MAR 2001	AK	HMA	

- ⚠ MATERIAL: CONTACTS - BRASS  
HOUSING - UL 94V-0 RATED HIGH TEMP NYLON, COLOR BLACK.  
HOLDDOWNS - PHOSPHOR BRONZE.
- ⚠ PLATING: CONTACTS- 2.54µm MINIMUM TIN LEAD OVER 1.27µm MINIMUM NICKEL  
HOLDDOWNS- 2.54µm MINIMUM TIN-LEAD OVER 1.27µm MINIMUM NICKEL.
- ⚠ RECOMMENDED PC BOARD THICKNESS OF 1.57.
- ⚠ PLATING: CONTACTS-2.54µm MINIMUM TIN OVER 1.27µm MINIMUM NICKEL  
HOLDDOWNS- 2.54µm MINIMUM TIN OVER 1.27µm MINIMUM NICKEL.

FINISH	DIM Z	DIM V	DIM W	NO. OF POSN	PART NUMBER
△	33.00	40.41	40.00	12	3-1445057-2
△	30.00	37.41	37.00	11	3-1445057-1
△	27.00	34.41	34.00	10	3-1445057-0
△	24.00	31.41	31.00	9	2-1445057-9
△	21.00	28.41	28.00	8	2-1445057-8
△	18.00	25.41	25.00	7	2-1445057-7
△	15.00	22.41	22.00	6	2-1445057-6
△	12.00	19.41	19.00	5	2-1445057-5
△	9.00	16.41	16.00	4	2-1445057-4
△	6.00	13.41	13.00	3	2-1445057-3
△	3.00	10.41	10.00	2	2-1445057-2
△	33.00	40.41	40.00	12	1-1445057-2
△	30.00	37.41	37.00	11	1-1445057-1
△	27.00	34.41	34.00	10	1-1445057-0
△	24.00	31.41	31.00	9	1445057-9
△	21.00	28.41	28.00	8	1445057-8
△	18.00	25.41	25.00	7	1445057-7
△	15.00	22.41	22.00	6	1445057-6
△	12.00	19.41	19.00	5	1445057-5
△	9.00	16.41	16.00	4	1445057-4
△	6.00	13.41	13.00	3	1445057-3
△	3.00	10.41	10.00	2	1445057-2

THIS DRAWING IS A CONTROLLED DOCUMENT. DATE: 03-OCT-2000  
 DIMENSIONS: mm  
 TO: WHITTAKER  
 FROM: WHITTAKER  
 DATE: 15-MAR-2001  
 NAME: WHITTAKER  
 PRODUCT SPEC: RT ANGLE SURFACE MOUNT HEADER ASSY, TIN CONTACTS W/SURF MOUNT HOLDDOWNS, SINGLE ROW, MICRO MATE-N-LOK TM  
 APPLICATION SPEC: APPLICATION SPEC  
 WEIGHT: WEIGHT  
 MATERIAL: MATERIAL  
 FINISH: FINISH  
 SEE TABLE  
 CUSTOMER DRAWING  
 SCALE: 5:1  
 SHEET: 1 OF 1  
 REV: C1  
 RESTRICTED TO: RESTRICTED TO