

4

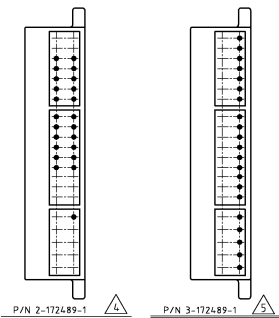
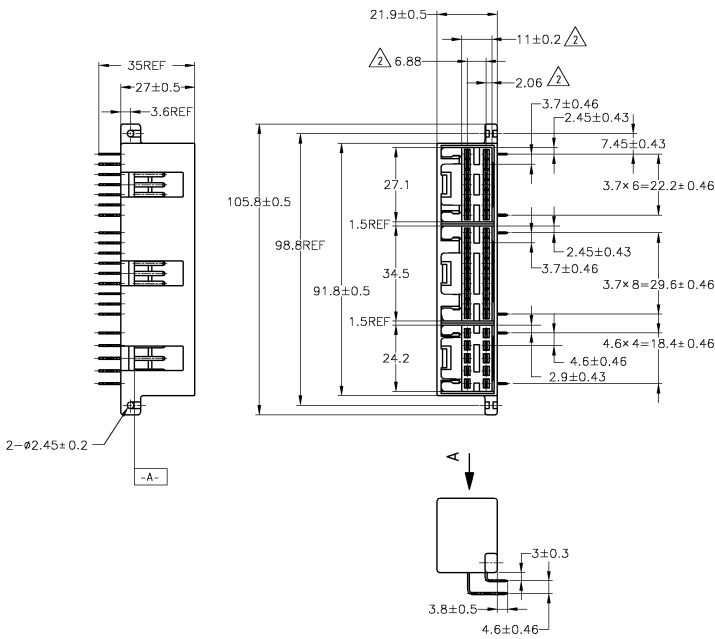
3

2

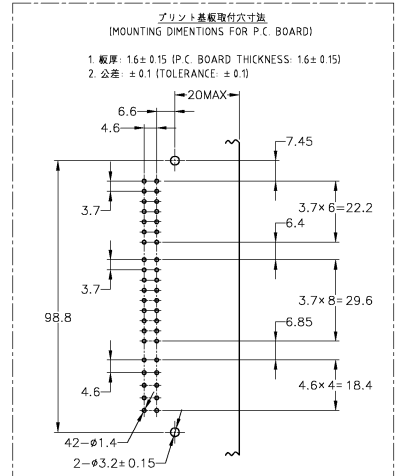
1

THIS DRAWING IS UNPUBLISHED. RELEASED FOR PUBLICATION
 © copyright by TPCO ELECTRONICS CORPORATION. ALL RIGHTS RESERVED.

LOC	DISB	REV	REVISIONS	DATE	OWN	APP
J	---	P	DESCRIPTION			
		D1	REDRAWN W/CHANGE	EDR-08-017806	04/10/08	SF KB



VIEW FROM "A" DIRECTION
 (LAYOUT OF GOLD PL CONTACT)
 (A面方向から見た金めっきコンタクト配線図)
 ● GOLD PL CONTACT



- THE MATING COUNTERPART P/N:
 10POSITION 172315
 14POSITION 172354
 18POSITION 172316
 △ TO BE MEASURED WITHIN 2mm FROM [A-A]
 3. SOLDERING AFTER MOUNTING P.C BOARD, SECURE BY USING M3, PAN HEAD TAPPING SCREW PER JIS B1115 (CLASS 1).
- 嵌合する相手ハウジング型番:
 10極 172315
 14極 172354
 18極 172316
 △ [A-A] 面より2mmの範囲で測定のこと
 3. プリント基板への取付はM3のタッピンネジ (JIS B1115 1級) で締付けた後、
 ほんだ付けをする

白 (WHITE)	PBTガラス入り (PBT GL)	金めっき/編めっき混合成 (MIXED GOLD PLATING/PRE-TIN)	3-172489-1
白 (WHITE)	PBTガラス入り (PBT GL)	金めっき/編めっき混合成 (MIXED GOLD PLATING/PRE-TIN)	2-172489-1
黄 (YELLOW)	PBTガラス入り (PBT GL)	部分金めっき (SELECTIVE GOLD PLATING)	1-172489-7
黄 (YELLOW)	PBTガラス入り (PBT GL)	部分金めっき (SELECTIVE GOLD PLATING)	1-172489-6
黄 (YELLOW)	PBTガラス入り (PBT GL)	編めっき済 (PRE-TIN)	172489-7
黄 (YELLOW)	PBTガラス入り (PBT GL)	編めっき済 (PRE-TIN)	172489-6
色 (COLOR)	ハウジング材質 (HOUSING MATERIAL)	仕上げ (FINISH)	標準 (PART NUMBER)

THIS DRAWING IS A CONTROLLED DOCUMENT

OWNER: S. FUJITA	DATE: 17/01/08
DR: S. SHINOHARA	DATE: 22/01/09
APP: K. BETSUJU	DATE: 22/01/09
PRODUCT SPEC: 製品仕様	NAME: 名称
APPLICATION SPEC: 取付仕様	SIZE: 寸法
HEIGHT: 高さ	DATE CODE (DRAWING NO): A200779
MATERIAL: TAB CONTACT BRASS HOUSING/PBT	SCALE: 1:1
FINISH: 仕上	SEE TABLE
TOLERANCES UNLESS OTHERWISE SPECIFIED: 公差	SEE TABLE

Yto Electronics Corporation
 Kawasaki, Japan

42POSITION CAP HOUSING ASSY
 PULSE LOCK CONNECTOR

CUSTOMER DRAWING

RESTRICTED TO: 1 of 1

AMP 1471-9 REV 31/04/2000

172489

A